

CAREER BATTING RECORDS

NOTE: While every attempt has been made toward perfection in compiling these season and career statistics, it should be noted that records are incomplete prior to the early 1960s. The editor welcomes additions, corrections and advice in an effort to provide accurate statistics.

Bold italics indicate active player

HIGHEST BATTING AVG. (MINIMUM 200 AB)


.376	Loomis, Geoff	(211-561)	1990-92
.364	Geis, Jason	(257-707)	1989-92
.349	Farrell, Lenny	(110-315)	1955-57
.347	Falkner, Rick	(229-660)	1985-88
.333	Ortman, Ben	(134-403)	1992-93
.330	Deardorff, Craig	(148-448)	1973-76
.329	Clem, Brad	(245-744)	1988-91
.322	Jolley, Dick	(109-339)	1956-59
.321	Larsen, Larry	(105-327)	1955-58
.321	Weatheroy, Paul	(186-580)	1981-84

HIGHEST SLUGGING PCT. (MINIMUM 200 AB)

.658	Falkner, Rick	(660 AB)	1985-88
.601	Loomis, Geoff	(561 AB)	1990-92
.563	Vucinich, Dana	(268 AB)	1981-82
.562	Casey, Tim	(388 AB)	1982-84
.553	Geis, Jason	(707 AB)	1989-92
.534	Jackson, Steve	(352 AB)	1999-00
.532	Casey, Pat	(389 AB)	1978-80
.526	Casto, Kory	(627 AB)	2001-03
.512	Clem, Brad	(744 AB)	1988-91
.511	Deardorff, Craig	(448 AB)	1973-76

MOST GAMES PLAYED

205	Clem, Brad	1988-91
204	Rodgers, Jesse	2004-07
201	Dennis, Les	1992-95
199	Fromdahl, Aric	1989-92
196	Allen, Matt	1999-02
193	Lunde, Cory	1999-02
193	Geis, Jason	1989-92
191	Vetters, Travis	2003-06
189	Falkner, Rick	1985-88
182	Kosach, Nik	2003-06
182	Gale, Rocky	2007-10



Geoff Loomis (1990-92)

MOST AT BATS

745	Vetters, Travis	2003-06
744	Clem, Brad	1988-91
714	Dennis, Les	1992-95
708	Allen, Matt	1999-02
707	Geis, Jason	1989-92
703	Rodgers, Jesse	2004-07
690	Fromdahl, Aric	1989-92
678	Lunde, Cory	1999-02
660	Falkner, Rick	1985-88
627	Casto, Kory	2001-03

MOST RUNS SCORED

178	Clem, Brad	1988-91
154	Falkner, Rick	1985-88
147	Allen, Matt	1999-02
136	Lunde, Cory	1999-02
134	Geis, Jason	1989-92
128	Dennis, Les	1992-95
123	Loomis, Geoff	1990-92
113	Vetters, Travis	2003-06
112	Casto, Kory	2001-03
111	Fromdahl, Aric	1989-92

MOST HITS

257	Geis, Jason	1989-92
245	Clem, Brad	1988-91
229	Falkner, Rick	1985-88
229	Vetters, Travis	2003-06
220	Dennis, Les	1992-95
212	Lunde, Cory	1999-02
211	Loomis, Geoff	1990-92
208	Allen, Matt	1999-02
205	Fromdahl, Aric	1989-92
199	Casto, Kory	2001-03

MOST DOUBLES


57	Clem, Brad	1988-91
52	Loomis, Geoff	1990-92
43	Hanson, Travis	2000-02
43	Allen, Matt	1999-02
42	Fromdahl, Aric	1989-92
42	Jacksha, Brook	1995-98
42	Geis, Jason	1989-92
41	Casto, Kory	2001-03
40	Henricks, Riley	2008-
39	Lunde, Cory	1999-02

MOST TRIPLES

14	Farrell, Larry	1958-61
13	Henricks, Riley	2008-
11	Clem, Brad	1988-91
9	Hare, Nate	1999-00
8	Falkner, Rick	1985-88
8	Allen, Matt	1999-02
8	Campbell, Tom	1964-67
8	Vetters, Travis	2003-06
6	Anstett, Jim	1967-70
6	Wicher, Ken	1993-96
6	Panel, Wally	1956-59
6	Finale, Danny	1997-98
6	Jolley, Dick	1956-59
6	Bordes, John	1960-63

MOST HOME RUNS

52	Falkner, Rick	1985-88
32	Casey, Tim	1982-84
30	Casto, Kory	2001-03
28	Geis, Jason	1989-92
26	Meier, Danny	2005-08
25	Allen, Matt	1999-02
24	Vaughn, Jason	1995-98
22	Casey, Pat	1978-80
22	Loomis, Geoff	1990-92
19	Clem, Brad	1988-91



Rick Falkner (1985-88)

MOST RUNS BATTED IN

175	Falkner, Rick	1985-88
167	Geis, Jason	1989-92
141	Casto, Kory	2001-03
139	Clem, Brad	1988-91
137	Loomis, Geoff	1990-92
135	Allen, Matt	1999-02
114	Casey, Tim	1982-84
107	Lunde, Cory	1999-02
105	Dennis, Les	1992-95
103	Casey, Pat	1978-80

MOST TOTAL BASES

434	Falkner, Rick	1985-88
391	Geis, Jason	1989-92
381	Clem, Brad	1988-91
342	Allen, Matt	1999-02
337	Loomis, Geoff	1990-92
330	Casto, Kory	2001-03
319	Vetters, Travis	2003-06
314	Henricks, Riley	2008-
280	Lunde, Cory	1999-02
275	Dennis, Les	1992-95

MOST WALKS

102	Sperry, Chris	1985-87,89
96	Casey, Tim	1982-84
96	Eterno, Bob	1971-74
95	Fromdahl, Aric	1989-92
93	Casey, Pat	1978-80
85	Dennis, Les	1992-95
84	Geis, Jason	1989-92
83	Moore, Randy	1984-87
83	Deardorff, Craig	1973-76
80	Allen, Matt	1999-02


CAREER BATTING RECORDS

MOST TIMES HIT BY PITCH

44	Lunde, Cory	1999-02
37	Pierce, Justin	2003-07
31	Kraus, Bryant	2008-09
29	Little, Gustaf	2003-06
26	Meier, Danny	2005-08
22	Powell, Chase	2006-09
21	Vetters, Travis	2003-06
17	Powell, Ryan	1998-99
17	Smith, Nathan	1994-95
16	Henry, Craig	1985-89
16	Hertel, Jason	1996-99

MOST STOLEN BASES

69	Clem, Brad (69-81)	1988-91
62	Casey, Pat (62-62)	1978-80
60	Ortman, Ben (60-76)	1992-93
56	Hare, Nate (56-67)	1999-00
53	Olden, Bryan (53-58)	1982-85
48	Dennis, Les (48-64)	1992-95
43	Hare, Gavin (43-56)	1999-00
41	Weatheroy, Paul (41-44)	1981-84
35	Neves, Kevin (35-37)	1980-83
35	Panel, Wally (35-35)	1956-59




Aric Fromdahl (1989-92)

YEAR-BY-YEAR HITTING/PITCHING LEADERS

STATISTICAL LEADERS

YR	HITTING	PITCHING
1946	Dick Carlascio .303	NA —
1947	Leo Grosjacques .450	NA —
1948	Leo Grosjacques .412	NA —
1949	—	NA —
1950	Leo Grosjacques NA	NA —
1951	Tom Ditz .403	NA —
1952	Don Piro NA	NA —
1953	Rudy Satalich .400	NA —
1954	Lenny Farrell .421	Tony Dooher 0.99
1955	Lenny Farrell .326	Joe Erceg 2.53
1956	Harvey Jones .353	Ken Wischman 2.34
1957	Lenny Farrell .388	Joe Etzel 1.86
1958	Larry Larsen .397	Bill Wiitala 1.91
1959	Marv Delplance .360	Bill Love 1.98
1960	Larry Farrell .321	Bill Booth 2.40
1961	Mike Cavalli .318	Jim Dortch 3.34
1962	Tom Walsh .353	Dennis Bean 4.35
1963	Ken Falkner .403	Ron Devall 1.33
1964	Dennis Channing .365	Tom Eder 2.70
1965	Mike Adams .264	Gary Pflingsten 2.33
1966	Tom Campbell .357	Tom Eder 2.54
1967	Mike Madden .313	Tom Hannibal 1.53
1968	Terry Pollreis .350	Hobert Herbert 1.70
1969	Tim DeCaminada .326	Jim Golden 3.30
1970	Lou Stremick .323	Jim Golden 1.24
1971	Dennis DuPuis .352	Junior Hewett 2.43
1972	Bruce Baseel .288	Junior Hewett 2.11
1973	Craig Deardorff .370	Brian Eterno 2.12
1974	Craig Deardorff .425	Gene Savio 2.31
1975	Phil Thorn .351	Rich Winter 3.24
1976	Steve Comer .297	Jack Hays 2.77
1977	Rick Fuqua .316	Jim Buckmeier 3.33
1978	Steve Comer .295	Wes Smith 2.07
1979	Mark Auxier .343	Ken Dayley 3.87
1980	Pat Casey .351	Ken Dayley 1.58
1981	Dana Vucinich .333	Wes Smith 2.58
1982	Brad Hester .325	Bill Lavelle 2.15
1983	Paul Weatheroy .324	Steve Wilson 1.79
1984	Bryan Olden .371	Bill Lavelle 1.39
1985	Tom Lampkin .333	John McPherson 3.95
1986	Rick Falkner .347	Mike Siler 1.93
1987	Rick Falkner .355	Doug Kline 3.15
1988	Rick Falkner .353	Kevin Reardon 3.43
1989	Brad Clem .324	Mick Irwin 1.91
	John Thomas .324	
1990	Jason Geis .407	Jeff Mansur 3.74
1991	Phil Geisler .435	Jeff Mansur 3.33
1992	Geoff Loomis .388	Sean Strade 4.65
1993	Ben Ortman .333	Brad Reitzenstein 5.51
1994	Kevin Jones .320	Darren Hartman 3.60
1995	Les Dennis .360	Darren Hartman 2.90
1996	Ken Wicher .335	Andy Hazlett 3.57
1997	Brian Graham .312	Andy Hazlett 3.05
1998	Alan Patrick .367	Stosh Jackson 5.43
1999	Brendan Wood .319	Brian Graham 3.59
2000	Cory Lunde .351	Kyle Bebout 3.17
2001	Travis Hanson .316	Zach Yarbrough 2.91
2002	Matt Hollod .346	Eric Hull 3.64
2003	Casto, Kory .338	Hahn, Trevor 5.68
2004	Vetters, Travis .353	Peters, Matthew 4.80
2005	Wrisley, Andrew .313	Roberts, Josh 5.23
2006	Peters, Matthew .332	Dirkx, Austin 4.19
2007	Powell, Chase .321	Gruener, David 3.51
2008	Kraus, Bryant .313	Lange, Matthew 2.85
2009	Riley Henricks .344	Zach Varce 2.69
2010	Rocky Gale .347	Chris Dennis 1.88

Bold: School Record



Brad Clem (1988-91)



Matt Allen (1999-02)

CAREER PITCHING RECORDS

CAREER PITCHING RECORDS

Bold italics indicate active player

LOWEST EARNED RUN AVG. (MINIMUM 125 IP)


2.02	Lavelle, Bill	(209.2 IP)	1982-84
2.45	Etzel, Joe	(161.1 IP)	1957-60
2.63	Smith, Wes	(308.1 IP)	1978-81
2.90	Golden, Jim	(195.1 IP)	1967-70
2.91	Dayley, Ken	(241.0 IP)	1978-80
3.07	Wiitala, Bill	(140.2 IP)	1955-58
3.13	Wilson, Steve	(201.0 IP)	1983-85
3.17	Kline, Doug	(181.2 IP)	1986-87
3.25	Bull, Art	(191.0 IP)	1956-59
3.32	Mansur, Jeff	(192.1 IP)	1989-91

LOWEST OPPONENT BATTING AVG. (MIN. 125 IP)

.186	Dayley, Ken	(241.0 IP)	1978-80
.189	Dube, Greg	(163.1 IP)	1981-83
.190	Gorden, Dan	(173.0 IP)	1978-80
.192	Smith, Wes	(308.1 IP)	1978-81
.195	Richardson, Bill	(209.0 IP)	1980-83
.203	Wilson, Steve	(201.0 IP)	1983-85
.205	James, Mark	(150.2 IP)	1984-86
.205	Lavelle, Bill	(209.2 IP)	1982-84
.206	Buckmier, Jim	(189.0 IP)	1977-80
.211	Kline, Doug	(181.2 IP)	1986-87

FEWEST WALKS ALLOWED/9 INN (MIN. 125 IP)

1.50	<i>Kraus, Kyle</i>	(192.1 IP)	2009-
1.69	Hull, Eric	(159.1 IP)	2001-02
1.87	Gruener, David	(163.1 IP)	2007-08
1.96	Hays, Jack	(207.0 IP)	1973-76
2.02	O'Donnell, Eric	(187.0 IP)	1989-91
2.18	Etzel, Joe	(161.1 IP)	1957-60
2.31	Sargent, Sean	(257.1 IP)	2004-07
2.71	Kutz, Given	(275.2 IP)	2004-05, 2007
2.77	Hollod, Matt	(146.1 IP)	2001-02
2.79	Lavelle, Bill	(209.2 IP)	1982-84



Steve Wilson (1983-85)



Joe Etzel (1957-60)

MOST STRIKEOUTS/9 INN GAME (MINIMUM 125 IP)

11.02	Dayley, Ken	(241.0 IP)	1978-80
10.05	Varce, Zach	(185.1 IP)	2008-10
9.94	Gorden, Dan	(173.0 IP)	1978-80
9.35	Golden, Jim	(195.1 IP)	1967-70
8.82	Kline, Doug	(181.2 IP)	1986-87
8.12	Jackson, Stosh	(153.0 IP)	1998-99
7.88	Devore, Ted	(257.0 IP)	1986-89
7.86	Graham, Brian	(218.2 IP)	1997-00
7.75	Wilson, Steve	(201.0 IP)	1983-85
7.70	Melton, Larry	(237.1 IP)	1982-85

MOST WINS

25	Smith, Wes (25-16)	1978-81
20	Etzel, Joe (20-7)	1957-60
20	Devore, Ted (20-14)	1986-89
19	Reitzenstein, Brad (19-21)	1992-95
19	Graham, Brian (19-15)	1997-00
18	Mickel, Jason (18-21)	1992-95
17	Dayley, Ken (17-11)	1978-80
16	Neely, Jeff (16-15)	1985-88
16	Gorden, Dan (16-8)	1978-80
16	Bull, Art (16-8)	1956-59
16	Mansur, Jeff (16-12)	1989-91

MOST LOSSES

28	Sargent, Sean (10-28)	2004-07
27	Ronick, Ari (12-27)	2005-08
24	Roberts, Josh (6-24)	2003, 2005-07
22	Melton, Larry (12-22)	1982-85
21	Mickel, Jason (18-21)	1992-95
21	Reitzenstein, Brad (19-21)	1992-95
20	Strade, Sean (15-20)	1991-94
19	Kutz, Given (14-19)	2004-05, 2007
18	Patterson, Steve (9-18)	1973, 75-77
17	Hajj, Scott (3-17)	1996-98
17	Martin, Chandler (7-17)	1993-95

MOST SAVES

14	<i>Dennis, Chris</i>	2010-
11	Nichols, John	1986-87
10	Lavelle, Bill	1982-84
10	Duey, Kyle	1989-90
10	Varce, Zach	2008-10
9	Neely, Jeff	1985-88
9	Roberts, Josh	2003, 2005-07
8	Hull, Eric	2001-02
8	Irwin, Mickey	1987-90
7	Dirks, Austin	2006
7	Bebout, Kyle	1998, 00-01
7	Ekman, Rich	1988-91

MOST APPEARANCES

90	Roberts, Josh	2003, 2005-07
81	Ekman, Rich	1988-91
72	Sargent, Sean	2004-07
70	Neely, Jeff	1985-88
69	Yarbrough, Zach	1999-02
67	Reitzenstein, Brad	1992-95
64	Yoakum, Brian	2005-08
62	Bebout, Kyle	1998, 00-01
62	Jones, Joe	2003-06
62	Mickel, Jason	1992-95

MOST GAMES STARTED

48	Mickel, Jason	1992-95
47	Ronick, Ari	2005-08
43	Strade, Sean	1991-94
40	Reitzenstein, Brad	1992-95
39	Kutz, Given	2004-05, 2007
39	Sargent, Sean	2004-07
36	Devore, Ted	1986-89
35	Smith, Wes	1978-81
35	Melton, Larry	1982-85
33	Reardon, Kevin	1987-89


MOST COMPLETE GAMES

23	Smith, Wes	1978-81
17	Strade, Sean	1991-94
15	Dayley, Ken	1978-80
15	Wilson, Steve	1983-85
14	Richardson, Bill	1980-83
13	Mickel, Jason	1992-95
13	Lavelle, Bill	1982-84
12	Reitzenstein, Brad	1992-95
12	Melton, Larry	1982-85
11	Gorden, Dan	1978-80



Wes Smith (1978-81)

CAREER PITCHING/FIELDING RECORDS



Bill Lavelle (1982-84)

INNINGS PITCHED

320.0	Reitzenstein, Brad	1992-95
314.2	Mickel, Jason	1992-95
308.1	Smith, Wes	1978-81
293.0	Ronick, Ari	2005-08
280.0	Strade, Sean	1991-94
275.2	Kutz, Given	2004-05, 2007
257.1	Sargent, Sean	2004-07
257.0	Devore, Ted	1986-89
241.0	Dayley, Ken	1978-80
237.1	Melton, Larry	1982-85

MOST WALKS ALLOWED

191	Reitzenstein, Brad	1992-95
178	Mickel, Jason	1992-95
173	Devore, Ted	1986-89
156	Buckmier, Jim	1977-80
155	Golden, Jim	1967-70
140	Smith, Wes	1978-81
129	Dayley, Ken	1978-80
128	Travis, Jesse	1994-97
123	Dube, Greg	1981-83
123	Strade, Sean	1991-94

MOST STRIKEOUTS

295	Dayley, Ken	1978-80
245	Smith, Wes	1978-81
225	Devore, Ted	1986-89
221	Reitzenstein, Brad	1992-95
207	Varce, Zach	2008-10
203	Golden, Jim	1967-70
203	Melton, Larry	1982-85
191	Graham, Brian	1997-00
191	Gorden, Dan	1978-80
186	Mickel, Jason	1992-95

MOST HIT BATTERS

47	Kutz, Given	2004-05, 2007
38	Jones, Joe	2003-06
36	Roberts, Josh	2003, 2005-07
35	Graham, Brian	1997-00
34	Hartman, Darren	1994-97
34	Sargent, Sean	2004-07
33	Corra, Kyle	2000-02, 04
33	Reitzenstein, Brad	1992-95
29	Haij, Scott	1996-98
28	Mickel, Jason	1992-95

CAREER FIELDING RECORDS

HIGHEST FIELDING PCT. (MINIMUM 75 CHANCES)

(Putouts-Assists-Errors)

1.000	Smith, Craig	(212-7-0)	2009-
.996	Fraser, Beau	(193-33-1)	2009-
.995	Stewart, Brad	(345-33-2)	2000-02
.994	Hollod, Matt	(435-50-3)	2001-02
.994	Gardner, Cody	(289-33-2)	1999-00
.992	Kinsley, Paul	(116-5-1)	1972-73
.992	Garland, Joe	(516-75-5)	1980-81
.991	Eterno, Bob	(206-6-2)	1971-74
.991	Brown, Eric	(99-9-1)	2007-08
.990	Blechs Schmidt, Brett	(348-38-4)	1988-91

MOST PUTOUTS


1119	Beaton, Mark	1984-87
1040	Jacksha, Brook	1995-98
986	Gale, Rocky	2007-10
923	Powell, Chase	2006-09
918	Mebeius, Bill	1971-74
869	Krueger, Bill	1977-78, 80
767	Fromdahl, Aric	1989-92
753	Griffin, Brock	2000-03
726	Jackson, Steve	1999-00
702	Brock, Kyle	1982-83

MOST ASSISTS


528	Rodgers, Jesse	2004-07
512	Dennis, Les	1992-95
459	Lunde, Cory	1999-02
432	Henricks, Riley	2008-
399	Sperry, Chris	1985-87, 89
392	Hertel, Jason	1996-99
385	Simpson, Jeff	1992-95
354	Scales, Matt	1989-92
347	Doran, John	1995-98
346	Kintz, Nick	1975-78

MOST ERRORS

77	Kintz, Nick	1975-78
75	Dennis, Les	1992-95
69	Zewald, Hank	1979-82
64	Hertel, Jason	1996-99
55	Rodgers, Jesse	2004-07
53	Sperry, Chris	1985-87, 89
53	Deardorff, Craig	1973-76
53	Loomis, Geoff	1990-92
52	Lambert, Ken	1982-85
52	Sanders, Mat	1990-91



Brian Graham (1997-00)



Ken Dayley (1978-80)

SEASON BATTING RECORDS

HIGHEST BATTING AVG. (MINIMUM 75 AB)


.435	Geisler, Phil	(54-124)	1991
.425	Deardorff, Craig	(37-87)	1974
.411	Geis, Jason	(60-146)	1991
.407	Geis, Jason	(72-177)	1990
.397	Larsen, Larry	(31-78)	1958
.397	Loomis, Geoff	(79-199)	1991
.388	Farrell, Lenny	(47-121)	1957
.388	Loomis, Geoff	(80-206)	1992
.371	Olden, Bryan	(49-132)	1984
.370	Deardorff, Craig	(44-119)	1973

HIGHEST SLUGGING PCT. (MINIMUM 75 AB)

.721	Falkner, Rick	(204 AB)	1988
.710	Geisler, Phil	(124 AB)	1991
.695	Falkner, Rick	(200 AB)	1987
.668	Loomis, Geoff	(199 AB)	1991
.661	Geis, Jason	(177 AB)	1990
.660	Loomis, Geoff	(206 AB)	1992
.655	Deardorff, Craig	(87 AB)	1974
.642	Falkner, Rick	(190 AB)	1986
.638	Casey, Brian	(105 AB)	1985
.637	Casto, Kory	(204 AB)	2003

HIGHEST ON BASE PCT. (MINIMUM 75 AB)

.517	Casey, Pat	(134 AB)	1980
.505	Deardorff, Craig	(87 AB)	1974
.493	Geisler, Phil	(124 AB)	1991
.488	Geis, Jason	(146 AB)	1991
.473	Geis, Jason	(177 AB)	1990
.471	Moore, Alan	(119 AB)	1979
.468	Olden, Bryan	(132 AB)	1984
.459	Scales, Matt	(189 AB)	1992
.459	Dennis, Les	(172 AB)	1995
.455	Campbell, Tom	(84 AB)	1966



Jason Geis (1989-92)

MOST GAMES PLAYED

56	Falkner, Rick	1988
56	Norris, Craig	1988
56	Watkins, Paul	1988
55	Casto, Kory	2003
55	Lee, Mike	1988
55	Rodgers, Jesse	2004
55	Rooklidge, Steve	1994
55	Simpson, Jeff	1994
55	Sperry, Chris	1989
55	Thomas, John	1988
55	Vetters, Travis	2004
55	Watkins, Paul	1989

MOST GAMES STARTED

56	Falkner, Rick	1988
56	Norris, Craig	1988
56	Watkins, Paul	1988
55	Casto, Kory	2003
55	Lee, Mike	1988
55	Rodgers, Jesse	2004
55	Simpson, Jeff	1994
55	Vetters, Travis	2004
55	Watkins, Paul	1989
54	Eight times	

(most recently: **Riley Henricks, 2008**)

MOST AT BATS

229	Henricks, Riley	2008
221	Vetters, Travis	2004
218	Casto, Kory	2001
216	Hanson, Travis	2002
215	Hare, Gavin	2000
215	Hull, Eric	2002
214	Kauppila, Kris	2009
213	Clem, Brad	1989
212	Hanson, Travis	2001
211	Hare, Gavin	1999

MOST RUNS SCORED


62	Clem, Brad	1991
54	Clem, Brad	1990
54	Falkner, Rick	1988
51	Falkner, Rick	1987
48	Allen, Matt	2002
47	Loomis, Geoff	1992
46	Allen, Matt	2000
46	Kauppila, Kris	2009
45	Falkner, Rick	1986
45	Ortman, Ben	1992

MOST HITS


80	Loomis, Geoff	1992
79	Loomis, Geoff	1991
78	Vetters, Travis	2004
72	Geis, Jason	1990
72	Falkner, Rick	1988
72	Kauppila, Kris	2009
71	Clem, Brad	1990
71	Falkner, Rick	1987
69	Casto, Kory	2003
69	Clem, Brad	1989
69	Henricks, Riley	2008

MOST DOUBLES

22	Loomis, Geoff	1991
20	Hanson, Travis	2002
20	Kauppila, Kris	2009
19	Casto, Kory	2003
19	Loomis, Geoff	1992
18	Clem, Brad	1989
18	Crinklaw, Jeffrey	2004
18	Lambert, Ken	1984
18	Jacksha, Brook	1997
18	Jackson, Steve	2000




Phil Geisler (1988, 90-91)



Pat Casey (1978-80)

SEASON BATTING RECORDS



Travis Hanson (2000-02)

MOST TRIPLES

7	Henricks, Riley	2010
7	Hare, Nate	2000
7	Farrell, Larry	1960
5	Falkner, Rick	1987
5	Allen, Matt	2002
5	Henricks, Riley	2008
4	10 times (most recently: Cory Wiltshire, 2006)	

MOST HOME RUNS

21	Falkner, Rick	1988
17	Falkner, Rick	1987
15	Meier, Danny	2008
14	Casto, Kory	2003
14	Geis, Jason	1992
13	Casey, Tim	1983
13	Casey, Tim	1984
13	Falkner, Rick	1986
12	Allen, Matt	2000
11	Loomis, Geoff	1992
11	Scales, Matt	1992
11	Vaughn, Jason	1998

MOST RUNS BATTED IN

64	Falkner, Rick	1988
62	Falkner, Rick	1987
57	Casto, Kory	2003
56	Loomis, Geoff	1992
53	Loomis, Geoff	1991
50	Allen, Matt	2000
50	Geis, Jason	1992
49	Clem, Brad	1990
48	Geis, Jason	1990
47	Norris, Craig	1988

MOST TOTAL BASES

147	Falkner, Rick	1988
139	Falkner, Rick	1987
136	Loomis, Geoff	1992
133	Loomis, Geoff	1991
130	Casto, Kory	2003
122	Falkner, Rick	1986
119	Henricks, Riley	2008
118	Allen, Matt	2002
118	Clem, Brad	1990
118	Hanson, Travis	2002
117	Geis, Jason	1990

MOST WALKS


46	Casey, Pat	1980
40	Sperry, Chris	1987
39	Moore, Randy	1987
39	Scales, Matt	1992
39	Sperry, Chris	1989
38	Casto, Kory	2003
37	Moore, Alan	1979
37	Watkins, Paul	1988
35	Casey, Tim	1983
35	Moore, Randy	1986

MOST TIMES HIT BY PITCH

19	Kraus, Bryant	2009
18	Pierce, Justin	2007
17	Lunde, Cory	2001
12	Hull, Eric	2002
12	Lunde, Cory	2002
12	Kraus, Bryant	2008
11	Little, Gustaf	2003
11	Lunde, Cory	2000
11	Powell, Chase	2007
10	Meier, Danny	2006
10	Pierce, Justin	2005
10	Powell, Ryan	1998
10	Smith, Nathan	1994



Cory Lunde (1999-02)



Larry Farrell (1958-61)

MOST STOLEN BASES

42	Ortman, Ben (42-51)	1993
34	Hare, Nate (34-38)	2000
31	Hare, Gavin (31-39)	1999
30	Casey, Pat (30-30)	1980
27	Clem, Brad (27-28)	1991
25	Dennis, Les (25-31)	1995
23	Casey, Pat (23-23)	1979
22	Hare, Nate (22-29)	1999
20	Clem, Brad (20-23)	1989

SEASON PITCHING RECORDS

SEASON PITCHING RECORDS

LOWEST EARNED RUN AVG. (MINIMUM 40 IP)


1.23	Golden, Jim	(51.1 IP)	1970
1.39	Lavelle, Bill	(58.1 IP)	1984
1.58	Dayley, Ken	(85.1 IP)	1980
1.66	Smith, Wes	(76.0 IP)	1980
1.79	Wilson, Steve	(45.1 IP)	1983
1.88	Dennis, Chris	(43.0 IP)	2010
1.91	Irwin, Mickey	(42.1 IP)	1989
1.92	Wiitala, Bill	(61.0 IP)	1958
1.93	Siler, Mike	(84.0 IP)	1986
2.01	Love, Bill	(49.1 IP)	1959
2.01	Bean, Jen0	(40.1 IP)	1963

LOWEST OPPONENT BATTING AVG. (MIN. 40 IP)


.155	Buckmier, Jim	(48.2 IP)	1977
.159	Dayley, Ken	(85.1 IP)	1980
.168	Smith, Wes	(76.0 IP)	1980
.171	Smith, Wes	(69.2 IP)	1978
.174	Richardson, Bill	(49.1 IP)	1982
.176	Siler, Mike	(84.0 IP)	1986
.178	Buckmier, Jim	(69.0 IP)	1980
.181	Kirchem, H	(75.1 IP)	1981
.182	Dayley, Ken	(72.0 IP)	1978
.183	Richardson, Bill	(56.1 IP)	1983
.183	Gorden, Dan	(63.2 IP)	1980

FEWEST WALKS ALLOWED/9 INN (MINIMUM 40 IP)

1.38	Sargent, Sean	(78.1 IP)	2006
1.49	Kraus, Kyle	(109.0 IP)	2010
1.53	Hull, Eric	(100.0 IP)	2001
1.50	Kraus, Kyle	(83.1)	1009
1.60	Hays, Jack	(56.1 IP)	1974
1.71	Kutz, Given	(105.0)	2007
1.72	Eder, Tom	(47.0 IP)	1966
1.80	O'donnell, Eric	(75.0 IP)	1990
1.89	O'donnell, Eric	(62.0 IP)	1991
1.92	Hazlett, Andy	(79.2 IP)	1997



Ted Devore (1986-89)



Jim Golden (1967-70)

MOST STRIKEOUTS/9 INN GAME (MINIMUM 40 IP)

14.55	Dayley, Ken	(85.1 IP)	1980
13.50	Lasko, Bob	(44.2 IP)	1959
12.17	Golden, Jim	(40.2 IP)	1967
10.91	Gorden, Dan	(66.0 IP)	1979
10.86	Golden, Jim	(59.2 IP)	1969
10.74	Varce, Zach	(93.0 IP)	2010
10.19	Hannibal, Tom	(55.2 IP)	1969
9.88	Dayley, Ken	(72.0 IP)	1978
9.87	Kline, Doug	(103.0 IP)	1987
9.82	Owen, Jim	(51.1 IP)	1971

MOST WINS

10	Kraus, Kyle (10-3)	2010
10	Devore, Ted (10-6)	1989
9	Graham, Brian (9-4)	1999
9	Kline, Doug (9-4)	1987
9	Malychewski, Gary (9-4)	1988
9	Mansur, Jeff (9-3)	1991
8	Chamberlain, Steve (8-2)	2002
8	Dayley, Ken (8-2)	1980
8	Gorden, Dan (8-1)	1980
8	Graham, Brian (8-4)	2000
8	Neely, Jeff (8-5)	1988
8	Smith, Wes (8-3)	1979

MOST LOSSES

11	Sargent, Sean (3-11)	2006
10	Ronick, Ari (3-10)	2005
10	Peters, Matthew (3-10)	2004
9	Kristjanson, Trent (2-9)	2003
9	Roberts, Josh (0-9)	2003
9	Strade, Sean (4-9)	1993
8	Kutz, Given (6-8)	2005
8	Andersen, Derek (1-8)	1998
8	Kline, Doug (3-8)	1986
8	Melton, Larry (2-8)	1985
7	13 times (most recently: Ari Ronick, 2008)	

MOST SAVES


14	Dennis, Chris	2010
9	Nichols, John	1987
9	Varce, Zach	2009
8	Hull, Eric	2002
7	Dirkx, Austin	2006
7	Duey, Kyle	1990
6	Lavelle, Bill	1983
6	Neely, Jeff	1988
6	Skalbeck, Denver	1992
5	Bebout, Kyle	2000
5	Roberts, Josh	2007

MOST APPEARANCES

33	Bebout, Kyle	2000
33	Neely, Jeff	1988
30	Dennis, Chris	2010
30	Duey, Kyle	1990
28	Lange, Matthew	2008
28	Brynteson, Keeler	2009
27	Irwin, Mickey	1990
26	Burris, Scott	2008
26	Dirks, Austin	2006
26	Roberts, Josh	2005
26	Varce, Zach	2008

MOST GAMES STARTED

19	Kutz, Given	2005
15	Kraus, Kyle	2010
15	Ronick, Ari	2005
15	Strade, Sean	1993
15	Devore, Ted	1989
15	Malychewski, Gary	1988
15	Kutz, Given	2007
14	Varce, Zach	2010
14	Hollod, Matt	2002
14	Jackson, Stosh	1999
14	Kline, Doug	1987
14	Mickel, Jason	1995
14	Reardon, Kevin	1988
14	Ronick, Ari	2006
14	Strade, Sean	1992



Jeff Mansur (1989-91)

SEASON PITCHING/FIELDING RECORDS

MOST COMPLETE GAMES

9	Dayley, Ken	1980
9	Smith, Wes	1980
9	Smith, Wes	1981
8	Kirchem, Herb	1981
8	Richardson, Bill	1981
7	Lavelle, Bill	1982
7	Mickel, Jason	1993
6	Several times (most recently: Denny Gilich, 1996)	

INNINGS PITCHED


113.1	Kutz, Given	2005
109.0	Kraus, Kyle	2010
105.1	Kutz, Given	2007
103.2	Devore, Ted	1989
103.0	Kline, Doug	1987
100.0	Hull, Eric	2001
97.2	Graham, Brian	1999
96.1	Ronick, Ari	2005
95.2	Chamberlain, Steve	2002
94.2	Mansur, Jeff	1991

MOST WALKS ALLOWED

64	Kline, Doug	1987
60	Devore, Ted	1989
60	Reitzenstein, Brad	1995
59	Devore, Ted	1988
58	Mickel, Jason	1992
55	Smith, Wes	1979
54	Buckmier, Jim	1977
53	Ekman, Rich	1988
51	Walsh, Tim	1972
50	Buckmier, Jim	1980
50	Golden, Jim	1969

MOST STRIKEOUTS

138	Dayley, Ken	1980
113	Kline, Doug	1987
111	Varce, Zach	2010
93	Kutz, Given	2007
89	Kraus, Kyle	2010
80	Devore, Ted	1989



Doug Kline (1987)

80	Gorden, Dan	1979
80	Graham, Brian	1999
80	Graham, Brian	2000
79	Dayley, Ken	1978
79	Devore, Ted	1988

MOST HIT BATTERS

22	Kutz, Given	2005
18	Graham, Brian	1999
17	Chamberlain, Steve	2001
17	Hartman, Darren	1997
16	Gilich, Denny	1996
15	Kraus, Kyle	2010
15	Brown, Jeff	1997
15	Cram, Josh	1999
14	Roberts, Josh	2005
14	Corra, Kyle	2001
14	Kutz, Given	2007

SEASON FIELDING RECORDS

HIGHEST FIELDING PCT. (MINIMUM 75 CHANCES)

	(PO-A-E)	
1.000	Golden, Jim (17-66-0)	1967
1.000	Decaminada, Tim (172-8-0)	1970
1.000	Marrs, Bud (99-19-0)	1971
1.000	Eterno, Bob (73-2-0)	1973
1.000	Duffy, Dugan (71-7-0)	1989
1.000	Blechschtmidt, Brett (72-11-0)	1991
1.000	Velander, Eric (131-4-0)	1993
1.000	Gardner, Cody (76-9-0)	1999
1.000	Crowder, Paul (77-6-0)	2007
1.000	Carpenter, Cort (83-2-0)	2008
1.000	Fraser, Beau (90-12-0)	2009
1.000	Powell, Chase (103-7-0)	2009
1.000	Smith, Craig (124-5-0)	2009
1.000	Smith, Craig (88-2-0)	2010

MOST PUTOUTS


439	Jackson, Steve	2000
429	Fromdahl, Aric	1992
426	Beaton, Mark	1986
411	Beaton, Mark	1987
372	Krueger, Bill	1978
371	Smith, Nathan	1994
365	Brock, Kyle	1983
363	Duffy, Dugan	1993
362	Jacksha, Brook	1997
361	Carpenter, Cort	2009

MOST ASSISTS


173	Hewett, Junior	1972
166	Watkins, Paul	1989
156	Henricks, Riley	2008
155	Lunde, Cory	2000
154	Scales, Matt	1992
153	Dennis, Les	1993
152	Simpson, Jeff	1994
150	Hare, Nate	2000
150	Sperry, Chris	1989
146	Sanders, Mat	1990

MOST ERRORS

32	Sanders, Mat	1990
29	Vetters, Travis	2004
28	Hanson, Travis	2002
28	Kintz, Nick	1977
27	Hertel, Jason	1998
26	Hahn, Trevor	2003
25	Lee, Mike	1988
25	Zewald, Hank	1979
24	Lambert, Ken	1983
24	Loomis, Geoff	1992



John Nichols (1986-87)



Mike Siler (1986)

ALL-TIME GAME RECORDS

INDIVIDUAL

Category	Record	Player	Opponent	Date
At-Bats	8	Five times		
		(Most recently: Kevin Armijo, Chase Powell)	Northern Illinois	2-28-08
Runs	6	Dick Bartel	O.T.I.	4-28-55
Hits	6	Len Farrell	(Ore. Coll. Ed.)	1954
Doubles	3	Five times		
		Most recently: Rocky Gale	LMU	4-18-10
Triples	2	Many	—	—
Home Runs	2	Many	—	—
RBI	9	Geoff Loomis	Portland State	5-10-91
Walks	5	Ty Dewitt	Lewis & Clark	5-7-80
	5	Kory Casto	San Diego	3-23-03
Strikeouts	5	Brook Jacksha	Saint Mary's	4-20-97
Stolen Bases	4	Randy Moore	Eastern Oregon	3-27-86
Ks by pitcher	16	Jim Golden	St. Martin's	5-6-67

TEAM

Category	Record	Opponent	Date
At-Bats	61	Dallas Baptist (15 inn.)	2-11-06
Runs	30	Oregon College of Education	1954
	30	O.I.T.	4-28-55
Runs Allowed	33 (3-33)	Oregon State	5-6-97
Margin of Victory	25 (30-5)	Oregon Tech	1955
Margin of Defeat	30 (3-33)	Oregon State	5-6-97
Hits	24	Oregon College of Education	1954
Doubles	9	San Francisco	5-15-05
Triples	5	Boise State	3-11-79
Home Runs	5	Dallas Baptist	2-13-06



Steve Jackson (1999-00)

RBI	20	Concordia	3-5-85
	20	George Fox	2-25-87
Walks	14	Portland State	1958
	14	Lewis & Clark	3-31-62
	14	Washington State	4-22-90
Strikeouts	18	Fresno State	3-13-95
Stolen Bases	19	Portland State	1958
Ks by pitcher	19	Seattle	2-27-10

NO-HITTERS

Player	Opponent	Game Length	Date
Jim Carlin	(unknown)	7 innings	1936
Art Bull	Pacific	7 innings	4-14-58
Art Bull	St. Martin's	7 innings	4-26-58

STREAKS

CONSECUTIVE WINS

Overall:	14	1958
Season:	14	1958
WCC:	6	1999
Home:	10	1989 to 1990
Away:	12	1957 to 1958

CONSECUTIVE LOSSES

Overall:	22	2003-04
Season:	14	1996
WCC:	17	2003-04
Home:	16	2003-04
Away:	15	2003-04

PITCHING

STRIKEOUTS

#	Name	Date	Opponent	Notes
16	Jim Golden	5-6-67 (7)	St. Martin's	
16	Tom Hannibal	3-31-70	Washington	lost 6-3
14	Bill Hatch	1934		
14	Jim Carlin	1936		
14	Bob Lasko	1959		
14	Bill Booth	1960		
14	Aaron Fredrickson	3-24-90 (7)	Eastern Oregon	
14	Given Kutz	3-16-07	Utah	
14	Zach Varce	2-27-10	Seattle	
14	Kyle Kraus	3-27-10	Southern Utah	
13	Ted Devore	3-26-88	Utah	
13	Tony Blackhurst	5-13-00	Saint Mary's	
12	Jason Mickel	4-17-93	Washington State	
12	Andy Hazlett	2-22-97	Willamette	
12	Andy Hazlett	4-4-97	Loyola Marymount	
12	Derek Anderson	2-21-98	New Mexico	
11	Doug Kline	4-20-86	Eastern Oregon (7)	
11	Mike Siler	5-9-86	Oregon State	
11	Kevin Reardon	5-7-88	Washington	
11	Ted Devore	4-16-89 (7)	Eastern Washington	
11	Darren Hartman	4-6-97	Loyola Marymount	
11	Brendan Wood	4-18-98	San Diego	
11	Brian Graham	4-24-99	San Francisco	
11	Steve Chamberlain	3-8-02	Cal Poly	
11	Zach Varce	4-11-10	LMU	
10	Larry Melton	4-2-85	Oregon State	
10	Doug Kline	5-8-87	Oregon State	
10	Jeff Mansur	4-20-91	Oregon State	
10	Brad Reitzenstein	3-5-95	Linfield	
10	Chandler Martin	4-22-95	Gonzaga	
10	Jesse Travis	2-25-97	Washington	
10	Jesse Travis	4-12-97	San Francisco	
10	Andy Hazlett	4-19-97	Saint Mary's	
10	Jesse Travis	4-25-97	San Diego	
10	Stosh Jackson	2-26-98	Portland State	
10	Stosh Jackson	5-15-99	Saint Mary's	

ALL-TIME GAME RECORDS

10	Eric Hull	3-16-01	Fresno State
10	Zach Yarbrough	4-22-01	Santa Clara
10	Stephen Ball	3-28-03	San Francisco
10	Given Kutz	3-31-07	Santa Clara
10	Zach Varce	4-23-10	Pepperdine
10	Kyle Krause	5-7-10	San Diego

HITTING

AT-BATS


#	Name	Date	Opponent
8	Sean Nicol	4-25-06	Oregon State
8	Danny Meier	5-13-06	Santa Clara
8	Matthew Peters	5-13-06	Santa Clara
8	Kevin Armijo	2-28-08	Northern Illinois
8	Chase Powell	2-28-08	Northern Illinois
7	Aric Fromdahl	5-19-89	Eastern Washington
7	Brad Clem	5-27-89	Notre Dame
7	Creig Henry	5-27-89	Notre Dame
7	Brad Clem	4-3-90	Willamette
7	Matt Scales	3-15-91	UC-Irvine
7	Ben Ortman	4-26-92	Portland State
7	Jason Geis	4-26-92	Portland State
7	Steve Campbell	4-26-92	Portland State
7	Nathan Smith	3-13-95	Fresno State
7	Jason Hertel	3-15-98	San Francisco
7	Gavin Hare	3-12-99	Penn
7	Ryan Powell	5-1-99	Loyola Marymount
7	Gavin Hare	5-1-99	Loyola Marymount
7	Steve Jackson	5-1-99	Loyola Marymount
7	Cory Lunde	5-1-99	Loyola Marymount
7	Nate Speer	5-1-99	Loyola Marymount
7	Kory Casto	4-19-02	Santa Clara
7	Trevor Hahn	4-27-02	Pepperdine
7	Eric Hull	4-27-02	Pepperdine
7	Cory Lunde	4-27-02	Pepperdine
7	Kory Casto	4-6-03	Gonzaga
7	Gustaf Little	4-6-03	Gonzaga
7	Tyler Perkins	4-6-03	Gonzaga
7	Rob Seffens	4-6-03	Gonzaga
7	Nik Kosach	2-26-05	UC Davis
7	Andrew Wrisley	2-26-05	UC Davis

HITS

#	Name	Date	Opponent
6	Len Farrell	1954	Oregon Coll. Ed
5	Carl Ewing	1942	
5	Paul Watkins	5-27-89	Notre Dame
5	Jason Geis	3-26-90	George Fox
5	Ty Singleton	4-20-91	Oregon State
5	Geoff Loomis	5-10-91	Portland State
5	Ken Wicher	4-1-95	Washington State
5	Steve Jackson	3-12-99	Penn
5	Matt Coleman	3-16-02	Loyola Marymount
5	Cory Lunde	4-19-02	Santa Clara
5	Joe Watson	3-12-03	Arizona
5	Gustaf Little	3-08-04	Monmouth
5	Gustaf Little	3-04-05	Utah Valley State
5	Travis Vetter	2-13-06	Dallas Baptist
5	Sean Nicol	5-31-06	Gonzaga
5	Beau Fraser	3-6-10	Arkansas State
5	Rocky Gale	4-18-10	LMU

HOME RUNS

#	Name	Date	Opponent
2	Len Farrell	1954	Oregon Coll. Ed.
2	Bob Glennen	1954	Oregon Coll. Ed.
2	Brian Casey	3-19-85	San Diego
2	Billy Winter	3-4-86	Concordia
2	Rick Falkner	3-12-86	Concordia
2	Mark Beaton	4-6-86	Gonzaga
2	Tom Lampkin	4-9-86	Washington
2	Rick Falkner	5-2-86	Portland State



Bill Booth (1959-62)

2	John Thomas	3-25-88	Utah
2	Paul Watkins	3-27-88	Central Washington
2	Rick Falkner	4-23-88	Gonzaga
2	Rick Falkner	5-14-88	Washington
2	Brad Clem	3-24-90	Eastern Oregon
2	Geoff Loomis	5-10-91	Portland State
2	Phil Geisler	5-10-91	Portland State
2	Matt Scales	2-28-92	George Fox
2	Matt Scales	3-21-92	Gonzaga
2	Geoff Loomis	4-1-92	Oregon State
2	Geoff Loomis	4-18-92	Washington State
2	Matt Scales	5-2-92	Gonzaga
2	Jason Geis	5-5-92	Oregon State
2	Ben Ortman	5-8-93	Gonzaga
2	Eric Velander	5-8-93	Gonzaga
2	Kevin Jones	5-21-93	Portland State
2	Dan Chastain	3-11-94	Maine
2	Todd Barnard	4-8-95	Portland State
2	Jeff Simpson	4-29-95	Gonzaga
2	Brook Jacksha	4-13-96	Santa Clara
2	Danny Finale	3-10-97	Rhode Island
2	Jeff Beeler	4-14-98	Oregon State
2	Jason Vaughn	5-5-98	Washington
2	Jeff Trevarthen	5-10-98	Loyola Marymount
2	Steve Jackson	2-18-00	Northern Iowa
2	Kory Casto	3-16-01	Fresno State
2	Brad Stewart	3-21-01	Lewis & Clark
2	Matt Allen	4-7-02	Gonzaga
2	Brock Griffin	4-19-02	Santa Clara
2	Rob Seffens	2-28-03	Brigham Young
2	Justin Pierce	2-9-03	New Mexico State
2	Justin Pierce	5-3-03	San Francisco
2	Jason Krohn	5-21-05	Santa Clara

ALL-TIME GAME RECORDS

2	Travis Vettters	2-13-06	Dallas Baptist
2	Matthew Peters	4-25-06	Oregon State
2	Cory Wiltshire	3-6-08	UC Davis
2	Riley Henricks	4-6-08	Santa Clara
2	Riley Henricks	4-26-08	San Francisco
2	Danny Meier	4-26-08	San Francisco
2	Matt Mardesich	3-2-10	George Fox

TRIPLES

#	Name	Date	Opponent
2	Danny Finale	4-12-97	San Francisco
2	Matt Allen	2-15-02	Missouri

DOUBLES

#	Name	Date	Opponent
3	Les Dennis	5-6-92	Oregon State
3	Kevin Jones	5-4-94	Washington
3	Brook Jacksha	2-25-97	Washington
3	Brook Jacksha	2-25-97	Washington
3	Ryan Powell	5-1-99	Loyola Marymount
3	Rocky Gale	4-28-10	LMU

RBI

#	Name	Date	Opponent
9	Geoff Loomis	5-10-91	Portland State
8	Bob Glennen	1954	Oregon Coll. Ed.
7	Brock Griffin	4-19-02	Santa Clara
7	Kory Casto	2-16-03	Pacific
6	Rick Falkner	3-12-86	Concordia
6	Mark Beaton	4-6-86	Gonzaga
6	Ted Sheedy	2-23-88	George Fox
6	Rick Falkner	4-23-88	Gonzaga
6	Craig Norris	5-4-88	Western Oregon
6	Jason Geis	2-27-90	Concordia
6	Matt Allen	4-1-00	Santa Clara
6	Brad Stewart	3-21-01	Lewis & Clark
6	Travis Hanson	3-30-02	San Francisco
6	Matthew Peters	4-25-06	Oregon State
6	Garrett Queen	3-20-09	Hawaii

WALKS

#	Name	Date	Opponent
5	Ty Dewitt	5-7-80	Lewis & Clark
5	Kory Casto	3-23-03	San Diego
4	Ryan Powell	3-15-99	Saint Mary's
4	Ryan Powell	4-4-99	Gonzaga
4	Matt Mardesich	4-10-10	Saint Mary's

RUNS

#	Name	Date	Opponent
6	Dick Bartel	4-28-55	Oregon Tech
5	Matt Allen	3-31-01	Loyola Marymount
4	Brad Clem	4-23-88	Gonzaga
4	Jason Geis	2-27-90	Concordia
4	Jason Geis	3-15-90	Brigham Young
4	Brad Clem	3-15-91	UC-Irvine
4	Geoff Loomis	5-10-91	Portland State
4	Geoff Loomis	5-24-91	San Diego State
4	Nathan Smith	5-19-94	Washington State
4	Nathan Smith	3-17-95	Wyoming
4	Ken Wicher	3-14-96	Pace
4	Danny Finale	2-28-97	Gonzaga
4	Brian Graham	2-21-98	New Mexico
4	Nate Hare	3-8-99	Navy
4	Nate Speer	3-12-99	Penn
4	Cory Lunde	3-16-02	Loyola Marymount
4	Cory Lunde	4-19-02	Santa Clara
4	Matt Hollod	4-19-02	Santa Clara
4	Trevor Hahn	2-16-03	Pacific
4	Travis Vettters	3-27-04	Pepperdine
4	Jesse Rodgers	5-17-06	Utah
4	Matthew Peters	4-25-06	Oregon State
4	Danny Meier	4-25-06	Oregon State

4	Riley Henricks	3-1-08	Hawaii
4	Bryant Kraus	3-14-09	Fresno State
4	Garrett Queen	3-20-09	Hawaii
4	C.J. Cullen	4-18-10	LMU

STOLEN BASES

#	Name	Date	Opponent
4	Randy Moore	3-27-86	Eastern Oregon
4	Brad Clem	2-27-90	Concordia
3	Brad Clem	5-19-89	Eastern Washington
3	Brad Clem	3-16-90	Brigham Young
3	Brad Clem	3-30-91	Gonzaga
3	Ben Ortman	4-8-93	Western Oregon
3	Les Dennis	4-17-93	Washington State
3	Ben Ortman	5-15-93	Washington State
3	Nate Hare	3-8-99	Navy
3	Gavin Hare	4-4-99	Gonzaga
3	Gavin Hare	4-13-99	Linfield
3	Gavin Hare	5-15-99	Saint Mary's
3	Nate Hare	4-14-00	Loyola Marymount

STRIKEOUTS

#	Name	Date	Opponent
5	Brook Jacksha	4-20-97	Saint Mary's
4	Jason Geis	5-3-89	Oregon State
4	Ty Singleton	4-13-91	Washington State
4	Les Dennis	4-23-94	Gonzaga
4	Jesse Travis	2-28-96	Portland State
4	Brad Stewart	3-31-01	Loyola Marymount
4	Kory Casto	3-1-03	Gonzaga
4	Gustaf Little	3-12-03	Arizona
4	Riley Snell	5-15-05	San Francisco
4	Danny Meier	4-9-06	San Diego
4	Danny Meier	3-30-08	Loyola Marymount
4	Chase Powell	3-11-08	Fresno State
4	Rocky Gale	3-20-09	Oregon
4	Riley Henricks	3-21-09	Washington
4	Riley Henricks	4-18-10	Utah Valley



Les Dennis (1992-95)

NCAA TOURNAMENT HISTORY

District/ Regional Record: 4-11

District/ Regional Appearances: 1957-58, 1979, 1989, 1991

1957 DISTRICT 8 SEMIFINALS

May 31-June 1, best 2-of-3 playoff
Multnomah Stadium, Portland, Ore.

Pepperdine 5, Pepperdine 4

Pepperdine 6, Portland 5

Pepperdine 7, Portland 6

Pepperdine won the series, 2-1, and went on to lose the District 8 championship playoff to eventual national champion, California, 2-1.

MAY 31

Portland 000 002 300 - 5-7-0

Pepperdine 100 000 021 - 4-10-2

Wischman, Bull (8), Marshall (9) and Williams;

Troncale, Johnson (9) and Floyd. W - Wischman.

L - Troncale. S - Marshall.

JUNE 1

Pepperdine 002 200 002 - 6-9-3

Portland 002 010 002 - 5-9-4

Seyb, Johnson (9) and Floyd, Criner; Wiitala, Marshall

(4), Aldridge (9) and Bloedel, Williams. W - Seyb.

L - Wiitala. S - Johnson. HR - UP, Farrell.

JUNE 1

Portland 210 120 000 - 6-9-1

Pepperdine 040 012 00x - 7-11-0

Bull, Farrell (5), Wiitala (7) and Williams; Jones,

Troncale (4), Johnson (6) and Floyd. W - Johnson.

L - Farrell. HR - UP, Farrell, Medica.

1958 DISTRICT 8 SEMIFINALS

June 2-3, best 2-of-3 playoff
Multnomah Stadium, Portland, Ore.

Occidental 5, Portland 2

Portland 3, Occidental 0

Portland 3, Occidental 0

Portland won the series, 2-1, and advanced to the District 8 championship playoff against Southern Cal.

JUNE 2

Portland 010 000 010 - 2-8-1

Occidental 220 001 00x - 5-10-2

Bull and McCallen; McKenna and Sink. W - McKenna,

14-1. L - Bull, 5-4. T - 2:50. A - 300.

JUNE 3

Occidental 000 000 000 - 0-3-2

Portland 000 020 01x - 3-6-0

Gebben, Faults (8) and Sink; Wiitala and McCallen.

W - Wiitala, 7-0. L - Gebben, 2-3. T - 2:05. A - 200.

JUNE 3

Portland 000 201 000 - 3-10-0

Occidental 000 000 000 - 0-6-5

Etzel and McCallen; McKenna and Sink. W - Etzel, 6-1.

L - McKenna, 14-2. T - 2:15. A - 250.

1958 DISTRICT 8 FINALS

June 6-7, best 2-of-3 playoff

Bovard Field, Los Angeles, Calif.

Southern Cal 6, Portland 0

Southern Cal 11, Portland 1

Southern Cal won the series, 2-0, and went on to win the College World Series in Omaha, Neb.

JUNE 6

Southern Cal 103 000 002 - 6-10-0

Portland 000 000 000 - 0-3-4

Barudoni and Christensen; Wiitala and McCallen. W -

Barudoni, 5-2. L - Wiitala, 7-1. HR - USC, Guffey,

Christensen. T - 2:30. A - 1,000.

JUNE 7

Portland 000 001 000 - 1-6-3

Southern Cal 022 121 12x - 11-14-2

Etzel, Aldridge (7) and McCallen; Thom, Gardner (7),

Blakeslee (9) and Heath, Santich. W - Thom, 7-0.

L - Etzel, 6-2. HR - UP, Panel; USC, Fairly, Santich.

T - 2:50. A - 1,200.

1979 WEST REGIONAL

May 25-26, double elimination

Beiden Field, Fresno, Calif.

Fresno State 10, Portland 8

CS Fullerton 20, Portland 3

Portland was eliminated after two games. CS Fullerton went on to win the West Regional and the College World Series.

MAY 25

Portland 041 000 210 000 - 8-15-0

Fresno State 140 030 000 002 - 10-16-5

Dayley, Smith (2) and Keyes; Bordi, Herron (3), Leach

(8) and Holt. W - Leach, 5-3. L - Smith, 8-3. HR - FSU,

Holt, Moore, Gladden. T - 3:56. A - 1,632

MAY 26

CS Fullerton 160 306 220 - 20-21-0

Portland 100 000 002 - 3-6-3

Weatherman, Lane (7) and Kingsolver, Pirruccello;

Gorden, Buckmier (2), Redd (6), Watt (8) and Keyes.

W - Weatherman. L - Gorden, 5-4. HR - CSUF,

Robertson, Favata, Wallach, Desrosier, Palmer. T - 2:51.

1989 WEST REGIONAL

May 26-27, double elimination

Beiden Field, Fresno, Calif.

Wichita State 4, Portland 0

Notre Dame 8, Portland 6 (13 innings)

Portland was eliminated after two games. Wichita State went on to win the West Regional and the College World Series.

MAY 26

Portland 000 000 000 - 0-6-4

Wichita State 100 100 200 - 4-8-0

Devore, Mansur (7), Duey (8) and Barrett; Cedeno and

Wedge. W - Cedeno, 10-3. L - Devore, 10-5. A - 413.

MAY 27

Notre Dame 000 003 110 010 2 - 8-15-0

Portland 000 201 200 010 0 - 6-18-0

Madsen, Coffey (6), Conway (7), Pasilla (9), Binkiewicz

(10), Livorsi (11) and Lund; Reardon, Mansur (8), Irwin

(8); Duey (8) and Blechschmidt. W - Livorsi, 4-1.

L - Duey, 3-4. HR - ND, Jacobs, Binkiewicz.

1991 WEST REGIONAL

May 23-25, double elimination

Beiden Field, Fresno, Calif.

Miami 13, Portland 1

Portland 12, San Diego State 5

CS Northridge 12, Portland 7

Portland was eliminated after three games.

MAY 23

Portland 100 000 000 - 1-7-1

Miami 000 108 31x - 13-19-0

Mansur, O'Donnell (6), Ekman (6), Strade (8) and

Barrett, Blechschmidt; Alkire, Rios (8) and Johnson.

W - Alkire, 10-2. L - Mansur, 9-3. HR - MIA, Llanes (2),

Smith (11), Johnson (14). T - 2:24.

MAY 24

Portland 002 024 130 - 12-16-0

San Diego State 003 010 010 - 5-10-4

Frederickson, Ekman (8) and Barrett, Blechschmidt;

Navarro, Quick (6), Stafford (6), Gapski (7), Duggan

(8), Davis (9). W - Frederickson, 6-2. L - Navarro, 8-6.

HR - UP, Duffy (1). T - 3:13.

MAY 25

CS Northridge 120 050 103 - 12-18-3

Portland 100 201 030 - 7-12-3

Sharts and Sims; Duffy, O'Donnell (6), Sanders (9) and

Blechschmidt. W - Sharts, 11-6. L - Duffy, 5-5. HR - UP,

Geisler (7); CSUN, Richardson (7), Solar (5), Hodgins

(2), Washington (6). T - 2:59.



1979 UNIVERSITY OF PORTLAND PILOTS

Nor-Pac Conference Champions, NCAA Playoffs- West Regional

Back Row (L to R): Tom Kowitz, Scot Miller, Wes Smith, Bob Redd, Steve Rabung, Steve Watt

Middle Row (L to R): Mark Auxier, Al Moore, Pat Gillis, Dan Gorden, Rankin Kaanoi, Jeff Smith, Carl Keyes, John Percin, Pat Casey

Front Row (L to R): Jim Buckmier, Ken Dayley, Roger Andre, Kit Kryger, Mike Fitz, Rick Jones, Steve Johannesen, Hank Zewald, David Tsai

COACHING RECORDS/SEASON SUMMARIES

COACHING RECORDS

COACH	YEARS	SEASONS	W	L	PCT.
Joe Etzel	1966-86	21	378	391	.492
Terry Pollreisz	1987-97	11	271	298	.476
Chris Sperry	1998-	13	255	427	.374
Bob Glennen	1957-60	4	80	33	.708
Gene Murphy	1927-35	9	59	51	.536
James Lane	1937-39	3	41	35	.539
James Torson	1947-49	3	37	21	.638
John Farley	1923-25	3	35	13	.729
Rich Carlascio	1955-56	2	28	22	.560
Art McLarney	1952-54	3	24	31	.436
Jack Baker	1964-65	2	22	24	.478
John Coefield	1961-63	3	15	40	.273
George Weber	1936	1	14	8	.636
William Garbarino	1941	1	13	9	.591
James Lane/ William Garbarino	1940	1	12	7	.631
Floyd Simmons	1951	1	12	10	.545
Vince Pesky	1950	1	11	9	.550
Jack Wilson	1946	1	10	8	.556
Lacy Zenner	1943	1	10	3	.769
Matty Matthews	1942	1	8	5	.615
Vincent Harrington	1926	1	7	5	.583

SEASON SUMMARIES

YEAR	COACH	Overall		Conference	
		W-L	PCT.	W-L	FINISH
1923	John Farley	10-5	.667	--	--
1924	John Farley	15-7	.682	--	--
1925	John Farley	10-1	.909	--	--
1926	Vincent Harrington	7-5	.583	--	--
1927	Gene Murphy	7-2	.778	--	--
1928	Gene Murphy	3-8	.273	--	--
1929	Gene Murphy	2-9	.182	--	--
1930	Gene Murphy	12-10	.545	--	--
1931	Gene Murphy	7-5	.583	--	--
1932	Gene Murphy	6-4	.600	--	--
1933	Gene Murphy	8-4	.667	--	--
1934	Gene Murphy	6-4	.600	--	--
1935	Gene Murphy	8-5	.615	--	--
1936	George Weber	14-8	.636	--	--
1937	James Lane	13-8-1	.591	--	--
1938	James Lane	12-11	.522	--	--
1939	James Lane	10-12	.455	--	--
1940	Lane/ Garbarino	12-7	.632	--	--
1941	William Garbarino	7-5	.583	--	--
1942	Matty Matthews	11-3-1	.733	--	--
1943	Lacy Zenner	10-3	.769	--	--
1944	NO GAMES				
1945	NO GAMES				
1946	Jack Wilson	10-8	.556	--	--
1947	Mush Torson	12-7	.632	--	--
1948	Mush Torson	12-6	.667	--	--
1949	Mush Torson	13-8	.619	--	--
1950	Vince Pesky	11-9	.550	--	--
1951	Floyd Simmons	12-7	.632	--	--
1952	Art McLarney	6-15-2	.281	--	--
1953	Art McLarney	7-9	.438	--	--
1954	Art McLarney	11-7	.611	--	--
1955	Rich Carlascio	12-13	.480	--	--
1956	Rich Carlascio	16-9	.640	--	--
1957 %	Bob Glennen	21-9	.700	--	--
1958 %	Bob Glennen	25-8	.758	--	--
1959	Bob Glennen	22-7	.759	--	--
1960	Bob Glennen	12-9	.571	--	--
1961	John Coefield	5-12	.417	--	--
1962	John Coefield	6-14	.300	--	--
1963	John Coefield	3-14	.176	--	--
1964	Jack Baker	12-14	.462	--	--
1965	Jack Baker	15-9	.625	--	--
1966	Joe Etzel	12-15	.444	--	--
1967	Joe Etzel	14-11	.560	--	--


1968	Joe Etzel	15-12	.556	--	--
1969	Joe Etzel	19-9-1	.655	--	--
1970	Joe Etzel	11-8	.579	--	--
1971	Joe Etzel	14-14	.500	--	--
1972	Joe Etzel	13-18	.419	--	--
1973	Joe Etzel	10-25	.286	--	--
1974	Joe Etzel	15-16	.484	4-8	3rd
1975	Joe Etzel	16-19	.457	10-14	T 5th
1976	Joe Etzel	15-27-1	.349	10-14	5th
1977	Joe Etzel	14-24-1	.359	7-17	7th
1978	Joe Etzel	21-20-1	.500	9-12	6th
1979 %	Joe Etzel	25-18	.581	19-8	1st
1980	Joe Etzel	36-12	.750	21-6	2nd
1981	Joe Etzel	18-27	.400	9-23	4th
1982	Joe Etzel	19-24-1	.432	6-18	7th
1983	Joe Etzel	22-22-1	.489	9-15	6th
1984	Joe Etzel	23-18-1	.548	10-12	5th
1985	Joe Etzel	22-22	.500	8-16	7th
1986	Joe Etzel	24-26	.480	10-13	5th
1987	Terry Pollreisz	30-22	.577	12-12	4th
1988	Terry Pollreisz	28-27-1	.500	11-13	5th
1989 %#	Terry Pollreisz	32-24	.571	12-12	4th
1990	Terry Pollreisz	26-25	.510	10-14	5th
1991 %#	Terry Pollreisz	31-19	.620	11-9	3rd
1992	Terry Pollreisz	26-23-1	.520	15-15	T 3rd
1993	Terry Pollreisz	17-36	.321	7-23	6th
1994	Terry Pollreisz	22-33	.400	10-20	6th
1995	Terry Pollreisz	24-25	.409	14-16	4th
1996	Terry Pollreisz	15-31	.326	6-18	8th
1997	Terry Pollreisz	20-33	.377	9-19	7th
1998	Chris Sperry	10-39	.204	5-22	8th
1999	Chris Sperry	23-28	.451	16-14	3rd
2000	Chris Sperry	24-27	.471	13-17	4th
2001	Chris Sperry	20-34	.370	9-21	7th
2002	Chris Sperry	24-30	.444	16-14	3rd
2003	Chris Sperry	9-45-1	.173	5-24-1	8th
2004	Chris Sperry	12-44	.273	6-24	8th
2005	Chris Sperry	17-36	.321	7-23	8th
2006	Chris Sperry	15-37	.288	3-18	8th
2007	Chris Sperry	21-30	.412	7-14	7th
2008	Chris Sperry	21-33	.389	3-18	8th
2009	Chris Sperry	25-26	.490	7-14	7th
2010	Chris Sperry	34-18	.654	14-7	2nd

Totals 83 years 1,337-1,432-14 .482 360-591-1

% NCAA District/ Regional berth.

Portland won the Pacific-10 Northern Division Tournament.

NOTE: Portland was a member of the Nor-Pac Conference from 1974 through 1981 and the Pacific-10 Northern Division from 1982 through 1995. The Pilots joined the West Coast Conference in 1996.



Joe Etzel and Chris Sperry

PILOT ALL-STARS

ALL-AMERICA

Lenny Farrell (SS)	1957	ABCA (2nd team)
Ken Dayley (P)	1980	ABCA (1st team)
Rick Falkner (OF)	1988	ABCA (2nd team)
Ted Sheedy (OF)	1988	CoSIDA/ GTE Academic (3rd team)
Jason Geis (OF)	1990	ABCA (3rd team)
Darren Hartman (P)	1997	CoSIDA/ GTE Academic (3rd team)
Cory Lunde (SS)	2000	CoSIDA/ GTE Academic (3rd team)
Kory Casto (OF)	2001	Collegiate Baseball Freshman All-American (HM)
Trevor Hahn (OF/P)	2002	Collegiate Baseball Freshman All-American (HM)
Riley Henricks (INF)	2008	Collegiate Baseball Freshman All-American
Kris Kauppila (INF)	2009	Collegiate Baseball Freshman All-American
Chris Dennis (P)	2010	NCBWA (2nd Team); NCBWA Stopper of the Year Finalist; Louisville Slugger (3rd Team)
	2011	NCBWA Pre-Season (1st Team); Louisville Slugger (2nd Team)

AMERICAN BASEBALL COACHES ASSOCIATION ALL-REGION

Lenny Farrell (SS)	1957	(1st team)
Bill Wiitala (P)	1958	(1st team)
Pat Casey (OF)	1980	(2nd team)
Ken Dayley (P)	1980	(1st team)
Bryan Olden (2B)	1984	(2nd team)
Mark Beaton (1B)	1986	(2nd team)
Rick Falkner (OF)	1986	(1st team), 1987 (1st), 1988 (2nd)
Mike Siler (P)	1986	(2nd team)
Jason Geis (OF)	1990	(1st team)
Brad Clem (OF)	1991	(2nd team)
Phil Geisler (1B)	1991	(1st team)
Geoff Loomis (3B)	1991	(2nd team), 1992 (1st)
Jeff Mansur (P)	1991	(1st team)
Matt Scales (2B)	1992	(2nd team)

CONFERENCE PLAYER OF THE YEAR

Geoff Loomis (3B)	1992	Pacific-10 Northern Division
Rocky Gale (C)	2010	WCC Defensive Player of the Year

COACH OF THE YEAR

Bob Glennen	1958	Pacific Coast Region
Joe Etzel	1979	Nor-Pac Conference
Terry Pollreis	1989	ABCA District 8

COSIDA/ GTE ACADEMIC ALL-DISTRICT VIII

Ted Sheedy (OF)	1988
Kevin Jones (OF)	1994
Steve Rooklidge (OF)	1994
Jason Mickel (P)	1995
Darren Hartman (P)	1997
Cory Lunde (SS)	2000
Matthew Peters (1B)	2005

ALL-WEST COAST CONFERENCE (1996-)

Denny Gilich (P)	1996	(HM)
Ken Wicher (OF)	1996	(HM)
Andy Hazlett (P)	1997	(2nd team)
Brian Graham (OF/P)	1997	(HM), 1999 (2nd team), 2000 (2nd team)
Darren Hartman (P)	1997	(HM)
Jesse Travis (P)	1997	(HM)
Ryan Powell (INF)	1998	(HM), 1999 (2nd team)
Jason Vaughn (OF)	1998	(HM)
Steve Jackson (1B)	1999	(HM)
Nate Hare (2B)	1999	(HM)
Cory Lunde (SS)	1999	(HM), 2000 (1st team), 2002 (2nd team)
Kyle Bebout (P)	2000	(HM)
Eric Hull (INF/P)	2001	(2nd team), 2002 (2nd team)
Matt Holod (P)	2001	(HM)
Steve Chamberlain (P)	2002	(1st team)
Travis Hanson (SS)	2002	(HM)
Matt Allen (OF)	2002	(HM)



Rocky Gale

Trevor Hahn (OF/P)	2002	(HM)
Kory Casto (OF)	2002	(HM), 2003 (2nd team)
Travis Vettters (INF/OF)	2004	(2nd team), 2005 (HM), 2006 (2nd team)
Matthew Peters (INF)	2005	(HM), 2006 (2nd team)
Jesse Rodgers (INF)	2005	(HM)
Travis Vettters (OF)	2005	(HM), 2006 (2nd team)
James Allan (DH)	2007	(1st team)
David Gruener (P)	2007	(HM)
Given Kutz (P)	2007	(HM)
Danny Meier (OF)	2008	(HM)
Riley Henricks (INF)	2008	(1st Team), 2009 (HM), 2010 (1st Team)
Cort Carpenter (INF)	2009	(HM)
Zach Varce (P)	2009	(HM), 2010 (HM)
Kris Kauppila	2009	(HM)
C.J. Cullen (1B)	2010	(HM)
Chris Dennis (P)	2010	(1st Team)
Rocky Gale (C)	2010	(1st Team)
Kyle Kraus (P)	2010	(1st Team)
Nick Armenta (OF)	2010	(HM)

WEST COAST CONFERENCE ALL-FRESHMAN TEAM (1996-)

Riley Henricks (INF)	2008
Kris Kauppila (INF)	2009
Kyle Kraus (P)	2009
Nick Armenta (OF)	2010

WEST COAST CONFERENCE ALL-ACADEMIC TEAM

Darren Hartman (P)	1996, 1997
Brian Graham (P)	1999
Cory Lunde (SS)	1999, 2000, 2001, 2002
Bryan Dearing (C/DH)	2001
Travis Hanson (3B)	2001, 2002
Steve Chamberlain (P)	2002
Matthew Peters (1b)	2005, 2006
Jesse Rodgers (SS)	2005, 2006
Ari Ronick (P)	2006, 2007
Cory Wiltshire (OF)	2006
James Allan (DH)	2007
Danny Meier (UTL)	2007, 2008
Justin Pierce (OF)	2007
Bryant Kraus (OF)	2008, 2009

PILOT ALL-STARS

Chase Powell (INF)	2009
Rocky Gale (C)	2009, 2010
C.J. Cullen (1B)	2010
Beau Fraser (C/DH)	2010
Kyle Kraus (P)	2010
Craig Smith (OF)	2010

COSIDA ACADEMIC ALL-AMERICA

C.J. Cullen	2010 (1st Team)
-------------	-----------------

COSIDA ACADEMIC ALL-DISTRICT VIII


Matthew Peters (1b)	2006
Bryant Kraus (OF)	2009
C.J Cullen (1B)	2010

ALL-PACIFIC-10 NORTHERN DIVISION (1982-95)

Jeff Gouger (SS)	1984 (2nd team)
Bill Lavelle (P)	1984 (2nd team)
Bryan Olden (2B)	1984 (2nd team)
Paul Weatheroy (OF)	1984 (2nd team)
Steve Wilson (P)	1985 (1st team)
Tom Lampkin (U-C)	1985 (2nd team), 1986 (1st)
Mark Beaton (1B)	1986 (1st team), 1987 (2nd)
Rick Falkner (OF)	1986 (1st team), 1987 (1st), 1988 (1st)
Mike Siler (P)	1986 (1st team)
Doug Davidson (SS)	1987 (2nd team)
Doug Kline (P)	1987 (1st team)
Chris Sperry (Utility)	1987 (2nd team)
Ted Devore (P)	1989 (1st team)
Brad Clem (OF)	1990 (1st team), 1991 (1st)
Jason Geis (DH)	1990 (1st team), 1991 (1st), 1992 (1st)
Phil Geisler (1B)	1991 (1st team)
Geoff Loomis (3B)	1991 (1st team), 1992 (1st)
Jeff Mansur (P)	1991 (1st team)
Les Dennis (SS)	1992 (2nd team), 1995 (1st team)
Ben Ortman (OF)	1992 (2nd team), 1993 (1st team)
Matt Scales (2B)	1992 (1st team)
Kevin Jones (OF)	1994 (2nd team)
Brad Reitzenstein (P)	1994 (1st team)
Jason Mickel (P)	1995 (2nd team)
Ken Wicher (OF)	1995 (2nd team)



Chase Powell



Zach Varce

PACIFIC-10 CONFERENCE ALL-ACADEMIC TEAM

Rick Ekman (P)	1991 (HM)
Jason Geis (OF)	1991 (1st team)
Kevin Jones (OF)	1991 (HM), 1993 (1st team), 1994 (1st)
Jeff Mansur (P)	1991 (2nd team)
Matt McDonald (1B)	1991 (2nd team)
Erik O'Donnell (P)	1991 (2nd team)
Mat Sanders (SS)	1991 (1st team)
Chad Stoner (P)	1991 (HM), 1992 (1st team)
Sean Strade (P)	1991 (HM), 1993 (2nd team)
Eric Velandier (1B)	1992 (HM)
Jason Mickel (P)	1992 (2nd team), 1993 (1st), 1994 (1st), 1995 (1st)
Steve Rooklidge (OF)	1993 (1st team), 1994 (1st)
Chandler Martin (P-OF)	1994 (HM), 1995 (HM)
Darren Hartman (P)	1995 (1st team)

ALL-NOR-PAC CONFERENCE (1974-81)

Bruce Baseel (OF)	1974 (1st team)
Craig Deardorff (3B)	1974 (1st team), 1975 (1st)
Al Reamer (2B)	1975 (2nd team)
Jack Hays (P)	1976 (1st team)
Steve Comer (OF)	1976 (2nd team), 1977 (2nd), 1978 (2nd)
Nick Kintz (SS)	1976 (2nd team), 1978 (2nd)
Phil Thorn (OF)	1976 (2nd team)
Wes Smith (P)	1978 (1st team), 1979 (1st), 1980 (1st), 1981 (2nd)
Pat Casey (OF)	1978 (2nd team), 1979 (1st), 1980 (1st)
Jim Deane (DH)	1978 (2nd team)
Mark Auxier (1B-DH)	1979 (1st team), 1980 (2nd)
Ken Dayley (P)	1979 (1st team), 1980 (1st)
Dan Gorden (P)	1979 (2nd team)
Jim Buckmier (P)	1980 (2nd team)
Mike Fitz (OF)	1980 (1st team)
Al Moore (3B)	1980 (2nd team)
Jeff Smith (DH)	1981 (2nd team)
Dana Vucinich (OF)	1981 (2nd team)

PILOT PROFESSIONALS

PILOTS IN THE MAJOR LEAGUES

Billy Sullivan: Chicago White Sox (1931-33); Cincinnati Reds (1935); Cleveland Indians (1936-37); St. Louis Browns (1938-39); Detroit Tigers (1940-41); Brooklyn Dodgers (1942); Pittsburgh Pirates (1947).

Ken Dayley: Atlanta Braves (1982-84); St. Louis Cardinals (1984-90); Toronto Blue Jays (1991-92); Los Angeles Dodgers (1993).

Bill Krueger: Oakland Athletics (1983-87); Los Angeles Dodgers (1987-88); Milwaukee Brewers (1989); Seattle Mariners (1990-91, 95); Milwaukee Brewers (1992); Montreal Expos (1992); Detroit Tigers (1993); San Diego Padres (1994).

Tom Lampkin: Cleveland Indians (1988-90); San Diego Padres (1990-92); Milwaukee Brewers (1993); San Francisco Giants (1994-96); St. Louis Cardinals (1997-98); Seattle Mariners (1999-01); San Diego Padres (2002-).

Steve Wilson: Chicago Cubs (1989-90); Los Angeles Dodgers (1991-93).

Eric Hull: Los Angeles Dodgers (2007)


Kory Casto: Washington Nationals (2007-08)

PILOT PROFESSIONALS


Year	Player	Pos.	Original Organization
1930	Billy Sullivan	C	Chicago White Sox
1934	Merle Nehl	P	Boston Red Sox
1937	Bill Hatch	P, 1B	St. Louis Browns
1937	Al Miller	P	Portland Beavers
1938	Paul McGinnis	INF	Seattle Rainiers
1946	Jerry Barta	INF	St. Louis Browns
1946	Dick Sinovich	P, OF	Boston Red Sox
1947	Vince Pesky	P	Boston Red Sox
1949	Glenn Hittner	P	Boston Braves
1949	Al Koharen	OF	Detroit Tigers
1951	Tom Becic	1B	Cleveland Indians
1955	Dick Bartel	OF	Chicago White Sox
1955	Bob Jagelski	OF	Stockton
1958	Lenny Farrell	INF	Cleveland Indians
1959	Harvey Jones	INF	Milwaukee Braves
1959	Bob Lasko	P	New York Yankees
1959	Wally Panel	CF	New York Yankees
1963	Tom Walsh	INF	New York Mets
1964	Jim Dortch	OF	Chicago White Sox
1969	Terry Pollreisz	OF	Baltimore Orioles
1970	Tim DeCaminada	1B	New York Mets
1970	Jim Golden	P	New York Yankees
1970	Tom Hannibal	P	New York Yankees
1971	Jim Owen	P	Texas Rangers
1971	Dennis DuPuis	OF	Philadelphia
1976	Craig Deardorff	INF	Grays Harbor
1976	Jack Hays	P	Grays Harbor
1978	Nick Kintz	INF	Grays Harbor
1980	Ken Dayley	P	Atlanta Braves
1980	Pat Casey	OF	San Diego Padres
1980	Dan Gorden	P	Toronto Blue Jays
1980	Alan Moore	INF	St. Louis Cardinals
1980	Jim Buckmier	P	San Francisco
1980	Bill Krueger	P	Oakland Athletics
1981	Wes Smith	P	San Diego Padres
1983	Greg Dube	P	Houston Astros
1983	Kevin Neves	OF	Pocatello
1984	Tim Casey	OF	Milwaukee Brewers
1984	Bill Lavelle	P	Baltimore Orioles
1985	Steve Wilson	P	Texas Rangers
1985	Larry Melton	P	Pittsburgh Pirates
1985	Ken Lambert	C	Los Angeles
1985	Bryan Olden	INF	Oakland Athletics
1985	Mike Holm	P	Baltimore Orioles
1985	Brian Casey	OF	Seattle Mariners
1986	Mike Siler	P	Los Angeles
1986	Tom Lampkin	C	Cleveland Indians
1986	Glenn Hoffinger	P	Oakland Athletics
1987	Doug Kline	P	Minnesota Twins
1988	Rick Falkner	OF	Cleveland Indians
1988	Jeff Neely	P	Pittsburgh Pirates
1989	Ted Devore	P	San Diego Padres
1989	Chris Sperry	INF	Los Angeles

1990	Kyle Duey	RHP	Toronto Blue Jays
1990	Mick Irwin	RHP	Houston Astros
1991	Brad Clem	OF	Florida Marlins
1991	Rich Ekman	RHP	Pocatello
1991	Phil Geisler	INF	Philadelphia
1991	Jeff Mansur	LHP	Minnesota Twins
1991	Erik O'Donnell	RHP	Seattle Mariners
1991	Mat Sanders	RHP	Baltimore Orioles
1992	Jason Geis	OF	Oakland Athletics
1992	Geoff Loomis	INF	Oakland Athletics
1992	Matt Scales	INF	Lethbridge
1993	Ben Ortman	OF	Colorado Rockies
1994	John Liepa	C	Lethbridge
1994	Sean Strade	P	Toronto Blue Jays
1995	Dan Chastain	C	Florida Marlins
1995	Les Dennis	INF	New York Yankees
1995	Chandler Martin	P	Colorado Rockies
1995	Brad Reitzenstein	P	Colorado Rockies
1996	Dennis Gilich	P	Colorado Rockies
1997	Andy Hazlett	P	Boston Red Sox
1997	Jesse Travis	P	San Francisco
1999	Stosh Jackson	P	Chicago Cubs
2000	Brian Graham	P	Chicago White Sox
2000	Steve Jackson	1B	Oakland Athletics
2002	Travis Hanson	3B	St. Louis Cardinals
2002	Steve Chamberlain	P	Kansas City Royals
2003	Eric Hull	P	Los Angeles Dodgers
2003	Kory Casto	OF	Montreal Expos/Washington Nationals
2003	Brock Griffin	C	Seattle Mariners
2006	Austin Bibens-Dirkx	P	Seattle Mariners
2006	Joe Jones	P	Los Angeles Dodgers
2006	Travis Veters	OF	Los Angeles Dodgers
2007	Given Kutz	P	Los Angeles Dodgers
2007	Josh Roberts	P	Florida Marlins
2007	Chris Siegfried	P	Chicago Cubs
2008	Danny Meier	OF	Houston Astros
2008	Ari Ronick	P	San Francisco Giants
2010	Zach Varce	P	New York Yankees
2010	Rocky Gale	C	San Diego Padres


(Bold face indicates Major League experience)



Billy Sullivan
(1928-29)



Steve Wilson
(1983-85)



Tom Lampkin
(1984-86)



Bill Krueger
(1977-78, 80)



Ken Dayley
(1978-80)


ALL-TIME ROSTER

A

Dennis Adams	1965
Jared Adams	2003-04
Mike Adams	1964-67
Terry Adams	1975-78
George Albin	1935
John Aldridge	1957-58
Ron Aldridge	1964
Tom Aldrin	1964
James Allan	2006-07
Matt Allen	1999-02
Derek Andersen	1996-98
Bill Anderson	1935
Greg Anderson	1980-81
Roger Andre	1975-79
John Anduiza	1938-39
Ronald Angus	1935
Jim Anstett	1967-70
Jeff Arbayo	2007-09
Steve Anstett	1961-62
Tony Arena	1931
Nick Armenta	2010-
Kevin Armijo	2008-
Buddy Arnold	1960
Tom Atchison	1984
Mark Auxier	1977-80

B

Bob Baker	1949
Fred Baker	1938
Stephen Ball	2003-06
Justin Ballweber	2000-03
Nick Bankus	2008-09
Todd Barnard	1995-96
George Barron	1976
Bill Barrett	1988-91
Eugene Barrett	1942, 46
Gene Barrett	1946
Jerry Barta	1946-47
Dick Bartel	1952-55
Bruce Baseel	1971-74
Carl Bauer	1937-38
Tom Bauer	1972
Dennis Bean	1961-64
Jeno Bean	1963-65
Mark Beaton	1984-87
Kyle Bebout	1998; 00-01
John Becic	1949-52
Tom Becic	1949-51
Jeff Beeler	1996-99
Dick Benevento	1955-56
Jim Berg	1968
Peter Beringhaus	2006-08
Bob Bernhardt	1957
Bill Bert	1936-37
Michael Bianchi	1997
Richard Bisenius	1947
Dave Blackford	1972
Tony Blackhurst	1999-00
Brett Blechschmidt	1988-91
Elmer Bloedel	1956
Bill Booth	1959-62
John Bordes	1960; 62-63
Des Bouillions	1936
Robert Bowling	1939
Stan Bozich	1950-53



Bill Barrett (1988-91)

Brent Brakke	1998
Kyle Brock	1982-83
Leonard Brooks	1953-56
Eric Brown	2007-08
Jeff Brown	1997-98
Ken Brown	1976
Richard Brown	1950
Walter Brown	1940
Joe Brugato	1948-51
Gary Brugato	1976
Keeler Brynteson	2009-
Jim Buckmeier	1977-80
Art Bull	1956-59
J.R. Bunda	2010-
Scott Burris	2008-
Mike Buth	1980-81
Robert Butler	1947
Al Byer	1971

C

Dan Callantine	1969
Jeff Cambers	2000-02
Don Cameron	1941
Steve Campbell	1992-93
Tom Campbell	1964-67
Larry Carich	1949-50
Dick Carlascio	1946-47
Jack Carlin	1937
Jim Carlin	1936-39
Bob Carney	1936; 41-42
Cort Carpenter	2008-09
Keith Carr	1942
Tony Casciato	1940-41
Brian Casey	1984-85
Pat Casey	1978-80
Tim Casey	1982-84
Kory Casto	2001-03
Mike Cavalli	1960-63
Richard Cavalli	1954-55
Bernard Cavanagh	1937
Jerry Cerri	1948-49
Steve Chamberlain	2001-02
Dennis Channing	1963-64
Art Chapman	1955-58
Bill Charles	1949
Dan Chastain	1992-95
Andrew Cherbas	1995-98

Kenneth Chilcote	1947
Frank Churich	1943
Bill Clark	1952
Noel Clark	1999-00
Kevin Clausen	2003-04
Bernie Cleary	1959
Brad Clem	1988-91
Tom Cody	1998
Matt Coleman	2000-02
George Colombo	1947
Steve Comer	1975-78
Ed Coon	1983
Steve Corah	1983-86
Kyle Corra	2000-04
Al Courter	1967
Brian Cox	2004-07
Josh Cram	1999
Jeffrey Crinklaw	2004
Randy Crisp	1983
Paul Crowder	2006-08
C.J. Cullen	2007-10
Howard Cullen	1942-43
Ryan Cunneen	1994
Dave Cunningham	1961
Ed Curran	1937-40

D

Mike Daly	1976-77
David Daniels	1947
Mickey Davis	1940
Ken Dayley	1978-80
Roy Deagle	1942-43
Jim Dean	1976-78
Craig Deardorff	1973-76
Bryan Dearing	1999-02
Tim DeCamindada	1967-70
Richard Decker	1942
Marino DeCristoforo	1946
Douglas Deekes	1947
Les DeJardin	1935
John Dellavilla	1950
Marv Delplanche	1956-59
Chris Dennis	2010-
Les Dennis	1992-95
Dennis Denton	1967-69
Ron Devall	1963-66
Roy Devaney	1946
Ted Devore	1986-89
Ty Dewitt	1980
Ed Dierickx	1969-72
Frank Dierickx	1965-66
Don Ditz	1951
Austin Dirx	2006
Mike Doherty	1961
John Doran	1995-98
Walt Doran	1935
Brad Domenighini	1981-84
Tony Dooher	1949-51; 54
Jim Dortch	1961-63
John Doss	1974-75
Jack Drath	1941-42
George Druxman	1950
Greg Dube	1981-84
Bill Dudgeon	1970
Kyle Duey	1989-90
Dugan Duffy	1989-91; 93

Bill Duncan	1971-74
Pat Dunegan	1971-74
Dennis Dupuis	1971
Joe Dusan	1997

E

Hank Eder	1935-36
Jim Eder	1963
Tom Eder	1963-66
Justin Ehlers	2005-07
Don Eisele	1959-60
Rich Ekman	1988-91
Matt Elerding	1992
Mitch Elrod	1989
Tim Enriquez	1972-73
Bob Entwisle	1981
Joe Erceg	1955
Bob Eterno	1971-74
Brian Eterno	1973-75
Ed Eterno	1942
Joe Etzel	1957-60
Tom Etzel	1992; 94-96
Carl Ewing	1941-42

F

Jule Fajer	1950
Mike Fajer	1948-50
Vince Fajer	1950-53
Ken Falkner	1963-64
Rick Falkner	1985-88
Larry Farrell	1958-61
Lenny Farrell	1954-57
John Fausti	1991
Chris Fay	1996
Danny Finale	1997-98
Mike Fitz	1979-80
Larry Fleckenstein	1965-66
Bob Fleming	1964; 66
Kasey Flicker	1994-96
Mike Fornshell	1985-86
Jim Frank	1968-70
Adam Franklin	1997
Beau Fraser	2009-
Brian Frattali	2010-
Joe Frazier	1983-86
Aaron Fredrickson	1990-91
Jack Friedhoff	1939-42
Tim Friedman	1998-00
Aric Fromdahl	1989-92
Rick Fuqua	1977

G

Rocky Gale	2007-10
William Gallagher	1942
Cody Gardner	1999-00
Lewis Garfield	1938-40
Joe Garland	1980-81
Tom Garrow	1960-61
Mike Gasca	1990
Dennis Gass	1955
Joe Gatto	1958
Leonard Gearin	1937
Jason Geis	1989-92
Phil Geisler	1988; 90-91
Todd Gellos	1981
Bill George	1967-70

ALL-TIME ROSTER

Pat Geraghty 2003-07
 Dennis Gilich 1994; 96
 Pat Gillis 1979
 Pat Gilroy 1952
 Bob Glennen 1952-55
 Josh Goff 2000, 2004
 Jim Golden 1967-70
 Jarren Gonzales 1996
 Dan Gorden 1978-80
 Jeff Gouger 1982-85
 Chad Gradwahl 1994-95
 Brian Graham 1997-00
 Marvin Graser 1935-38
 Wally Graser 1938
 Harold Greblo 1937
 Tom Griepentrog 1960-61
 Bill Griesen 1969
 Brock Griffin 2000-03
 Leo Grosjaques 1947-50
 Jarod Grubb 2003
 David Gruener 2007-08
 Rick Guidos 1978

H

Tom Hacking 1963-66
 Richard Haegy 1947
 Brandon Hageman 1993
 Trevor Hahn 2002-04
 Scott Hajj 1996-98
 Tom Hannibal 1967; 69-70
 Josh Hansen 1999
 Travis Hanson 2000-02
 Blaine Hardy 2006
 Gavin Hare 1999-00
 Nate Hare 1999-00
 Connel Harman 1943
 John Harrington 1990
 Roy Harrington 1940
 Dennis Hartinger 1969-70
 Darren Hartman 1994-97
 Kyle Haskin 2008-10
 Bill Hatch 1935-36
 Tommy Hawkins 1935-37
 Jack Hays 1973-76
 Andy Hazlett 1995-97
 Ryan Heil 2003
 Erik Heilbrun 1993
 Dick Henderson 1961-64

Jon Henningsgard 1992-94
Riley Henricks 2008-
 Creighton Henry 1985-86; 88-89
 Hobert Herber 1965-69
 Charlie Herche 2007-09
 Jake Hergert 1941
 Jason Hertel 1996-99
 Brad Hester 1980-82
 Howard Heuberger 1968-69
 Ralph Heuberger 1968
 Harvey Hewett 1971-72
 Wade Hickson 2000-01
 Ted Highberger 1952-54
 Glenn Hittner 1949-50
 Leon Hoffard 1980
 Glenn Hoffinger 1983-86
 Al Hoffman 1973-76
 Matt Hollod 2001-02
 Mike Holm 1981-82; 85
 Colton Homme 2004
 Brandon Howard 2007-08
 Matt Huff 1990-91
 Eric Hull 2001-02
 Glenn Hurst 1974-76

I

Dick Irvine 1966-67
 Mick Irwin 1987-90
 Tony Isaia 1953

J

Brook Jacksha 1995-98
 Steve Jackson 1999-00
 Stosh Jackson 1998-99
 Vic Jacobsen 1977-78
 Chuck Jacques 1959-61
 Bob Jagelski 1953-55
 Mark James 1984-85
 Cliff Jensen 1972-75
 Steve Johanesen 1979-82
Chris Johnson 2010-
 Dick Jolley 1956-59
 Harvey Jones 1956-59
 Joe Jones 2003-06
 Kevin Jones 1990-91; 93-94
Owen Jones 2008-
 Rick Jones 1978-79

K

Rankin Kaanoi 1979
 Robert Kane 1947
Kris Kauppila 2009-
 Brent Kehoe 1961-64
 Pat Kelly 1971-75
 Leo Keppinger 1946
 Adam Kerr 2004-07
 Bob Kessi 1994
 Carl Keyes 1978-79
 Paul Kingsley 1972-73
 Nick Kintz 1975-78
 Herb Kirchem 1981-82
 Pete Klein 1951
 Doug Kline 1987
 Bob Knapp 1949-50
 Daniel Knox 2003
 Ryan Knox 1993

Roger Kolm 1935
 Al Korhonen 1938-41
 Nik Kosach 2003-06
 Jerry Koster 1962
 Cas Kowalewski 1953
 Tom Kowitz 1979
 Don Kragerud 1955
 Bryant Kraus 2008-09
Kyle Kraus 2009-
 Billy Krause 2004-08
 Trent Kristjanson 2003-04
 Jason Krohn 2005
 Bill Krueger 1977-78; 80
 Kit Kryger 1978-81
 Given Kutz 2004-05, 2007

L

Ken Lambert 1982-85
 Tom Lampkin 1984-86
 Matthew Lange 2008-09
 Vic Laporte 1946
 Larry Larsen 1955-58
 Bob Lasko 1959
 Bill Lavelle 1982-84
 Doug Lay 1973
 Bob Layton 1938
 Bob Lee 1956
 Mike Lee 1987-89
 Bill Ledbury 1935-37
 Dan Lehman 1975
 Jim Leineweber 1935
 Terry Lenchitsky 1960-62
 Johnny Lewis 1946
 John Liepa 1993-94
 John Linde 1962-63
 Dick Lindsay 1953-56
 Jim Lindsey 1961-62
 Tim Lingo 1972-73
 Gustaf Little 2003-06
 Joe Loll 1967-70
 Dick Lombard 1959-61
 Geoff Loomis 1990-92
 Wayne Looney 1982-85
 Bill Love 1958-61
 Bob Lowry 1972
 John Lowry 1968-71
 Frank Luizzi 1948
 Bob Lulich 1951
 Pete Lulich 1951-53
 Steve Lund 1977-78
 Cory Lunde 1999-02

M

Greg Maas 1985
 Mike Madden 1964-67
 Leo Maguigan 1942, 48-49
 Mike Mako 1966-68; 74
 Frank Maloney 1938-41
 Gary Malychewski 1988
 Jeff Mansur 1989-91
Matt Mardesich 2008-
 Bud Marrs 1971-73
 Dick Marshall 1952-54; 57
 Chandler Martin 1993-95
 Cam Matthews 1981
 Zip Mayde 1936


Tom McCabe 1990
 Bill McCallen 1957-60
Matt McCallister 2010-
 Bill McChrystal 1935
 Delmar McConnell 1943
 Greg McCoy 1972-74
 Matt McDonald 1987-88; 90-91
 Scot McDonald 1992
 Dan McElhaneey 1970-73
 Pat McGee 1937
 William McGee 1947
 Drew McGillivray 1997-98
 Scott McGillivray 1996-98
 Paul McGinnis 1935-38
 Gary McGuffin 1963
 Leo McGuiger 1948
 Hal McKee 1948-49
 John McPherson 1983-86
 Mike McRae 2003-04
 Charles McVicker 1943
 Bill Mebesius 1971-74
 Homer Medica 1955-57
 Paul Meermeier 1974
 Danny Meier 2005-08
Jeff Melby 2010-
 Lewis Mellbye 1946
 Larry Melton 1982-85
 Roy Meyers 1949
 Jason Mickel 1992-95
 Al Miller 1935
Brent Miller 2009-
 Don Miller 1962-65
 Frank Miller 1935
 Scot Miller 1979; 81
 Hal Mitchell 1935
 Stewart Monsey 1941
 Al Moore 1980
 Randy Moore 1984-87
 Jared Mora 2001-02
 Deane Morehouse 1951-53
 Edward Morgan 1963
 Robert Morris 1947
 Pat Mulhern 1947-49
 Joe Murphy 1950

N

Jeff Neely 1985-88
 Don Nelson 1950
 Victor Neugebauer 1939
 Kevin Neves 1980-83
 Bob Newman 1976
 John Nichols 1986-87
 Sean Nicol 2006
 Robert Nicholson 1939
 Karl Nickles 1943
 Brad Noe 1987
 Ted Norbert 1955
 Craig Norris 1988
 Ron Northcutt 1980-81

O

Joe O'Brien 1943
 Ryan O'Connor 1998
 Bill O'Donnell 1938-39
 Erik O'Donnell 1989-91
 Marty O'Hagen 1937-40



Glenn Hoffinger (1983-86)

ALL-TIME ROSTER

Leonard Olson	1961
Bryan Olden	1982-85
Ben Ortman	1992-93
Jim Ott	1955-56
Bud O'Toole	1942
Jim Owen	1971
Rod Owens	1947-50

P

Mike Padgett	2001
Wally Panel	1956-59
Ben Panther	2007-10
Rhett Parker	2004
Alan Patrick	1995-98
Steve Patterson	1973-77
Frank Paustain	1948; 53-54
Austin Pearce	2008-10
James Peccia	1947
Gary Pendergast	1971-73
Dave Penney	1952
John Percin	1976-77; 79
Tyler Perkins	2003
Vince Pesky	1941-42; 46-47
Matthew Peters	2004-06
Gary Pfingsten	1965-66
Craig Pickard	1989
Greg Pillette	1955
Andy Pienovi	1943; 47-48
Justin Pierce	2003-07
Ted Pilip	1939-40
Bill Pirizolli	1967
Don Piro	1952
Michael Poell	1952-54
Bob Polich	1946-49
Pat Polich	1948
Terry Pollreis	1966; 68-69
Joe Potestio	1946
Chase Powell	2006-09
Ryan Powell	1998-99
Ben Pressler	2008-09
Tom Pritchard	1977-78

Q

Garrett Queen 2009-


R

Steve Rabung	1979
Paul Rader	1948
Brian Radke	1996
Tom Rasmussen	1949
Al Reamer	1973-76
Kevin Reardon	1987-89
Mick Reardon	1960; 62-63
Frank Rector	1959-60
Brad Reitzenstein	1992-95
Bob Redd	1978-79
Tommy Renda	2007-10
Andrew Renyer	2003-04
Joe Retallick	1950
Ben Reynolds	1999
Bill Richardson	1980-83
Josh Roberts	2003, 2005-07
Ed Robertson	1976
Donald Rochon	1942
Jesse Rodgers	2004-07

Frank Romanaggi	1974-77
Ari Ronick	2005-08
Steve Rooklidge	1993-94
Justin Ross	1996-98
Mario Rossi	1939-41
Bronson Rueda	1992
Pat Ryan	1966-67

S

Mat Sanders	1990-91
Gordon Santee	1946-47
Sean Sargent	2004-07
Rudy Satalich	1951-54
Gene Savio	1972-73; 75
Robert Sayles	1941
Marc Scales	1989-92
Matt Scales	1989-92
Doug Schillenger	1963-66
Delmar Schroeder	1943
Kramer Scott	2009-
Marv Scott	1948
Marv Scott	1940-41
Rob Seffens	2003
Gary Seymour	1963
Bud Shapkin	1942
Clayton Shaw	2007-09
Jack Shaw	1938-41
Ted Sheedy	1985-88
John Shellhorn	1936-38
Dallas Shockley	1949-50
Chris Siegfried	2005-07
Mike Siler	1986
Jeff Simpson	1992-95
Tyler Singleton	1991
Denver Skalbeck	1991-92
Bob Skarecki	1966-67
Craig Smith	2009-
Jeff Smith	1979-82
Jim Smith	1943
Nathan Smith	1994-95
Wes Smith	1978-81
Brule Speck	2003
Nate Speer	1998-99
Aaron Sperbeck	1996
Chris Sperry	1985-87; 89
Walt Spitznagel	1947-50
Eric Sporre	1988
Julius Sroka	1939



Jesse Travis (1994-97)

Craig Stainbrook	1975
Charles Stafford	1935
Brule Speck	2002-
Ron Steffani	1968
Chris Stein	1992
James Stephens	1998
Jerry Stephens	1968
Mike Stepovich	1938-39
Brad Stewart	2000-
Doug Stewart	1958-59
Michael Stewart	2000
Chad Stoner	1990-93
Sean Strade	1991-94
Lou Stremick	1970-71
Billy Sullivan	1928-29
Pete Sugura	1951
Ray Super	1969
Dennis Swanson	1965

T

Duke Takioka	1941
Ray Tercek	1968-71
Ron Tercek	1970-72
Nick Thede	2001-02
John Thomas	1988-89
Tyler Thompson	2008-
Phil Thorn	1974-77
Brennan Thorpe	2008-09
John Tolman	1980-83
Jim Torson	1952-53
Jesse Travis	1994-97
Jeff Trevarthen	1997-00
Mark Triolo	2008-09
Steve Troy	1947
David Tsai	1979

U

Al Uhle	1942-43
Mike Utschinski	1985-86


V

Matt Van Doren	1994-97
Condon Van Hoomissen	1941-43
Zach Varce	2008-10
Jason Vaughn	1995-98
Eric Velder	1991-94
Travis Vettors	2003-06
Kalin Vigil	2008
Dana Vucinich	1981-82
Allen Vuylsteke	1947

W

Ed Wakefield	2007-10
Walt Walmsley	1974
Tim Walsh	1972
Tom Walsh	1961-62
Tim Walters	1983-84
Walt Wamsley	1972-74
Paul Watkins	1988-89
Joe Watson	2002-04
Steve Watt	1978-79
Paul Weatheroy	1981-84
Les Weatherill	1946-47
Dave Weese	1966-67
Bernie Weibler	1936

Jerry Weis	1976
Chris Welter	1969-71
Mark Welter	1971
James Whalen	1943
Justin Whalen	1993
Wayne Wiede	1976
Ken Wicher	1993-96
Bill Wiggins	1949-50
Bill Wiitala	1955-58
Charles Williams	1991
Justin Williams	1994-96
Warren Williams	1956-59
Don Wilson	1970-71
Mark Wilson	1989-90
Mark Wilson	1992
Steve Wilson	1983-85
Tom Wilson	1964-67
Cory Wiltshire	2005-08
Bill Winter	1984-87



Eric Velder (1991-94)

Rich Winter	1975-77
Marc Wironen	1994
Ken Wischmann	1956-57
Bill Wittkop	1941-43
Brendan Wood	1997-00
Schad Woods	2000-02
George Wright	1942
Andrew Wrisley	2003-07

Y

Zach Yarbrough	1999-02
Eric Yeager	1983
Rick Yecny	1977
Brian Yoakum	2005-08

Z

Lacy Zenner	1936-38
Hank Zewald	1979-82



ALL-TIME SERIES RECORDS

(2008 UP Opponent in **Bold**)

ALLOPPONENTS

	W	L	T
Air Force0	0	0
Albertson1	0	0
Arizona0	2	0
Arizona State0	3	0
Arkansas State2	1	0
Bradley1	0	0
Boise State9	16	0
Brigham Young8	7	0
Bucknell1	0	0
Buffalo1	1	0
California0	4	0
Cal Poly Pomona1	0	0
Cal Poly SLO1	2	0
Cal State Bakersfield1	1	0
Cal State Fullerton1	5	0
Cal State Hayward0	1	0
Cal State Northridge3	6	1
Cal State Stanislaus3	0	0
Central Washington1	1	0
Chapman1	3	0
Chicago State2	0	0
Chico State3	12	0
Claremont2	1	0
Concordia32	2	1
Corban College1	0	0
Cornell0	1	0
Creighton1	0	0
Dallas Baptist3	6	0
Dartmouth1	0	0
Eastern Michigan0	1	0
Eastern Oregon20	2	0
Eastern Washington28	25	0
Fresno State5	10	0
George Fox19	5	0
Gonzaga76	106	0
Hawaii3	1	0
Hawaii Pacific1	0	0
Humboldt State2	2	0
Idaho10	18	0
Illinois1	2	0
Indiana0	1	0
Indiana State0	1	0
Iowa State1	0	0
Kansas State1	0	0
LaVerne1	0	0
Lewis & Clark58	16	0
Lewis-Clark State4	9	0
Linfield36	22	2
Long Beach State5	3	0
Loyola Marymount22	40	0
Maine2	1	1
Memphis1	0	0
Miami0	1	0
Miami (OH)0	1	0
Michigan1	0	0
Middle Tennessee State	0	0	0
Missouri1	6	0
Monmouth1	0	0
Navy2	0	0
Nevada2	4	0
New Mexico1	2	0
New Mexico State1	4	0
North Carolina0	1	0
North Dakota State1	1	0
Northern Illinois1	0	0
Northern Iowa1	0	0
Northwestern2	1	0
Notre Dame0	2	0
Occidental2	1	0
Oral Roberts0	1	0
Oregon24	73	0
Oregon State56	135	1
Oregon Tech11	2	0
Pace1	0	0
Pacific (Calif.)12	14	0
Pacific (Ore.)54	22	0
Pacific Lutheran1	0	0
Penn State1	0	0
Pennsylvania1	1	0
Pepperdine11	52	0

Portland State89	96	0
Providence0	1	0
Puget Sound33	24	1
Rhode Island1	0	0
Sacramento State1	4	0
Saint Mary's24	38	2
Saint Martin's30	3	0
San Diego20	44	0
San Diego State0	3	0
San Francisco22	47	0
San Francisco State1	2	0
San Jose State5	8	0
Santa Clara23	41	0
Seattle62	62	0
Seattle Pacific10	6	0
Sonoma State1	0	0
Southern California0	6	0
Southern Cal College1	0	0
Southern Oregon11	4	0
Southern Utah6	2	0
Stanford0	1	0
Tennessee0	1	0
UC Davis10	4	0
UC Irvine3	5	0
UC Riverside2	1	0
UC Santa Barbara0	4	0
UNLV0	1	0
Utah6	4	0
Utah Valley7	5	0
Virginia Tech1	0	0
VMI0	0	0
Warner Pacific4	0	0
Washington45	89	1
Washington State25	68	1
Western Baptist1	0	0
Western Oregon73	15	2
Western Washington1	1	0
Whitworth2	0	0
Wichita State0	1	0
Willamette54	32	2
Wyoming0	1	0
Yale1	0	0

WCC OPPONENTS

Gonzaga (76-106); WCC (20-34)			
1955	X	L	3 5
1956	X	W	4 3
1957	X	W	4 1
1958	X	L	3 5
1959	A	W	2 0
1960	A	W	7 3
1961	A	W	4 3
1962	A	W	5 2
1963	A	L	6 10
1964	A	W	2 1
1965	A	L	1 2
1966	H	L	0 6
1967	A	L	1 3
1968	A	L	1 17
1969	H	W	6 4
1970	H	W	1 0
1971	N	L	0 10
1972	H	L	6 12
1973	H	W	3 1
1974	H	L	0 7
1975	H	L	2 5
1976	A	L	4 7
1977	A	L	2 7
1978	H	L	0 8
1979	H	W	6 0
1980	H	W	6 2
1981	H	W	7 4
1982	A	L	0 6
1983	A	L	0 6
1984	A	W	6 0
1985	H	L	7 11 (8)
1986	H	L	3 5
1987	H	L	3 9
1988	H	W	4 0
1989	H	L	0 4
1990	H	L	0 4
1991	H	L	0 4
1992	H	L	0 4
1993	H	L	0 4
1994	H	L	0 4
1995	H	L	0 4
1996	H	L	0 4
1997	H	L	0 4
1998	H	L	0 4
1999	H	L	0 4
2000	H	L	0 4
2001	H	L	0 4
2002	H	L	0 4
2003	H	L	0 4
2004	H	L	0 4
2005	H	L	0 4
2006	H	L	0 4
2007	H	L	0 4
2008	H	L	0 4
2009	H	L	0 4
2010	H	L	0 4

1982	H	W	6 4
1983	H	W	4 3
1984	A	L	1 4
1985	A	W	7 3
1986	A	L	4 5
1987	A	L	11 13 (11)
1988	A	W	10 4
1989	A	W	12 10
1990	A	W	15 2
1991	A	W	6 3
1992	A	L	2 3
1993	A	L	4 5
1994	A	L	1 0
1995	A	L	4 9
1996	A	L	0 2
1997	A	L	8 9
1998	A	L	0 2
1999	A	L	2 4
2000	A	W	14 7
2001	A	W	12 5
2002	A	L	3 9
2003	A	H	6 3
2004	A	W	6 4
2005	A	L	0 2
2006	A	L	10 11 (8)
2007	A	W	13 3
2008	A	L	2 8
2009	A	L	3 14
2010	A	L	0 12
2011	A	L	0 2
2012	A	L	3 4
2013	A	W	6 5
2014	A	L	0 5
2015	A	L	3 6
2016	A	L	1 9
2017	A	L	3 5
2018	A	L	7 8
2019	A	W	4 2
2020	A	L	0 2
2021	A	H	6 3
2022	A	H	8 5
2023	A	W	7 2
2024	A	W	4 1
2025	A	L	2 4
2026	A	W	7 5
2027	A	W	7 5
2028	A	L	4 14
2029	A	W	11 10
2030	A	W	11 8
2031	A	L	3 4
2032	A	W	13 5
2033	A	W	10 9
2034	A	H	9 5
2035	A	H	4 2
2036	A	H	12 7
2037	A	L	3 16
2038	A	H	8 7
2039	A	H	6 2
2040	A	H	1 8
2041	A	W	9 3
2042	A	L	5 7
2043	A	W	2 1
2044	A	L	7 8 (11)
2045	N	L	0 8
2046	A	W	3 2
2047	A	L	2 20
2048	A	L	4 5
2049	A	W	11 1
2050	A	L	0 4
2051	A	L	2 8
2052	A	H	7 0
2053	A	H	1 4
2054	A	H	2 6
2055	A	H	4 8
2056	A	L	1 14
2057	A	H	7 6
2058	A	H	3 4
2059	A	L	2 5
2060	A	W	7 2
2061	A	L	2 9
2062	A	W	6 1
2063	A	L	1 3
2064	A	L	3 5
2065	N	L	5 6
2066	N	L	2 6
2067	N	L	10 13
2068	N	W	10 8
2069	N	L	3 8
2070	N	L	0 2
2071	N	L	4 5
2072	N	W	6 1
2073	N	W	8 2

1998	A	W	7 5
1999	A	L	6 8
2000	A	L	6 9
2001	A	W	5 1
2002	A	H	10 3
2003	A	L	1 2
2004	A	H	3 2
2005	A	H	8 4
2006	A	H	5 4
2007	A	L	6 9
2008	A	W	8 7
2009	A	L	5 14
2010	A	H	0 1
2011	A	L	5 4
2012	A	H	5 4
2013	A	H	3 8
2014	A	L	0 8
2015	A	H	1 8
2016	A	L	4 9
2017	A	W	2 1
2018	A	L	5 16
2019	A	W	12 2
2020	A	L	5 9
2021	A	H	5 2
2022	A	H	6 9
2023	A	H	1 1
2024	A	H	5 4
2025	A	H	6 9
2026	A	W	8 7
2027	A	L	5 14
2028	A	H	0 1
2029	A	L	5 4
2030	A	H	5 4
2031	A	H	3 8
2032	A	L	0 8
2033	A	H	1 8
2034	A	L	4 9
2035	A	W	2 1
2036	A	L	5 16
2037	A	W	12 2
2038	A	L	5 9
2039	A	H	5 1



ALL-TIME SERIES RECORDS

.....A	L	9	15
2004.....H	W	3	2
.....H	W	8	5
.....H	L	2	12
2005.....A	W	3	2
.....A	L	9	21
.....A	L	4	8
2006.....H	L	3	4
.....H	L	2	3
.....H	L	9	13
2007.....A	L	1	3
.....A	W	11	2
.....A	L	1	2
2008.....H	L	2	7
.....H	L	3	9
.....H	L	3	12
2009.....A	L	6	11
.....A	L	5	17
.....A	W	7	3 (11)
2010.....H	W	17	2
.....H	W	5	1
.....H	W	13	12

* Forfeit to Portland.

Pepperdine (11-52); WCC (10-45)

1957.....H	W	5	4
.....H	L	5	6
.....H	L	6	7
1985.....A	L	2	5
1986.....A	L	3	6
1987.....A	L	3	7
1988.....A	L	2	5
.....A	L	1	2 (11)
1989.....A	L	2	4
1993.....A	L	3	8
1996.....H	W	3	2
1997.....A	L	0	11
.....A	L	4	6
.....A	L	2	3
.....A	L	0	10
1998.....H	L	6	17
.....H	L	7	19
.....H	L	6	20
1999.....A	L	2	5
.....A	L	0	11
.....A	L	5	7
2000.....A	L	0	9
.....A	L	2	10
.....A	L	4	12
.....H	L	1	9
.....H	L	3	7
.....H	L	1	5
2001.....H	L	1	10
.....H	L	1	2
.....H	W	6	5
2002.....H	W	11	2
.....H	W	9	8
.....H	W	14	8
2003.....A	L	3	14
.....A	L	5	15
.....A	W	4	2
2004.....H	L	4	10
.....H	L	8	24
.....H	L	5	13
.....A	L	1	14
.....A	L	3	4
.....A	L	0	9
2005.....A	L	4	5
.....A	L	2	5
.....A	L	1	10
.....H	L	0	1
.....H	L	1	5
.....H	L	5	9
2006.....A	L	7	8
.....A	L	2	10
.....A	L	0	8
2007.....H	L	0	3
.....H	L	2	3
.....H	L	2	4
2008.....A	L	1	2
.....A	L	1	10
.....A	L	5	8
2009.....H	L	9	14
.....H	W	5	4
.....H	L	2	3 (12)
2010.....A	W	8	6
.....A	W	8	4
.....A	W	5	2

Saint Mary's (24-38-2); WCC (21-35-1)

1966.....A	W	5	0
.....A	W	1	0
1974.....A	L	7	8
1981.....A	W	5	3
1982.....A	T	8	8
1983.....A	L	2	5
1994.....A	L	5	11
1996.....A	W	4	3
.....A	L	2	6
.....A	W	5	1
.....A	W	10	1
1997.....H	W	4	3
.....H	L	0	3
.....H	W	3	1
.....H	L	8	9
1998.....H	W	4	3
.....A	L	7	9
.....A	L	7	8
1999.....A	L	3	15
.....A	L	9	10
.....A	L	4	5
.....H	W	9	0
.....H	W	7	3
.....H	L	1	6
2000.....A	W	5	4
.....A	L	3	5
.....A	W	4	3
.....H	W	5	3
.....H	L	5	6
.....H	W	5	1
2001.....H	L	2	5
.....H	W	3	2
.....H	L	9	10
.....A	L	3	4
.....A	L	5	6
.....A	W	13	4
2002.....H	L	0	1
.....H	L	2	11
.....H	L	1	8
2003.....A	L	4	13
.....A	L	3	5
.....A	T	9	9
2004.....H	W	6	5
.....H	L	7	10
.....H	W	9	8
2005.....A	L	1	20
.....A	L	4	12
.....A	L	1	8
2006.....H	L	3	16
.....H	L	1	4
.....H	L	5	6
2007.....A	W	3	2
.....A	W	13	4
.....A	L	2	5
2008.....H	L	5	10
.....H	L	3	16
.....H	L	4	10
2009.....A	L	0	10
.....A	L	9	10
.....A	W	3	1
2010.....H	W	5	4
.....H	W	12	1
.....H	L	4	5

San Diego (20-44); WCC (18-40)

1985.....A	W	10	5
1986.....A	L	5	6
.....A	L	3	5
1991.....A	W	12	1
1996.....H	L	5	7
.....H	L	1	8
.....H	L	0	4
.....H	L	2	5
1997.....A	W	6	5
.....A	L	2	5
.....A	L	1	3
.....A	W	5	4
1998.....A	L	3	8
.....H	L	1	7
.....H	W	4	3
.....H	L	7	16
1999.....A	W	14	6
.....A	L	4	5
.....A	L	1	5
2000.....H	W	12	3
.....H	L	5	6
.....A	W	9	7
.....A	W	14	6

.....A	W	5	1
.....A	L	1	4
2001.....A	L	1	5
.....A	L	6	8
.....A	W	8	2
.....H	W	10	6
.....H	L	3	9
.....H	W	6	3
2002.....H	W	7	2
.....H	L	6	7
.....H	L	0	4
.....A	W	4	3
.....A	L	4	13
.....A	W	8	5
2003.....A	L	3	8
.....A	L	9	11
.....A	L	9	19
.....H	L	4	7
.....H	L	7	9
.....H	L	4	17
2004.....A	L	5	9
.....A	L	1	8
.....A	L	3	13
2005.....H	W	7	3
.....H	L	4	9
.....H	W	4	3
2006.....H	L	0	2
.....H	L	6	8
.....H	W	4	3
2007.....A	L	1	15
.....A	L	1	7
.....A	L	2	10
2008.....H	L	4	8
.....H	L	4	5
.....H	L	8	13
2009.....A	W	12	4
.....A	L	3	13
.....A	L	7	17
2010.....H	L	0	2
.....H	L	1	5
.....H	L	2	9

San Francisco (22-47) WCC (16-43)

1956.....X	W	12	5
1974.....A	L	2	9
.....A	W	6	3
1978.....N	W	5	1
1979.....A	L	2	9
1980.....A	L	2	3
.....A	W	7	2
1983.....A	W	4	3
1984.....A	L	8	9
.....A	W	9	3
1996.....H	L	4	8
.....H	L	2	4
.....H	L	0	2
.....H	L	3	4
1997.....A	L	2	3
.....A	L	1	10
.....A	L	6	7
.....A	L	13	18
1998.....A	L	4	7
.....A	L	4	17
.....A	L	6	7
1999.....H	W	3	0
.....H	W	9	1
.....H	W	12	5
2000.....H	L	3	7
.....H	L	3	4
.....H	W	10	6
2001.....A	L	2	4
.....A	L	1	8
.....A	L	5	6
2002.....A	W	8	4
.....A	W	11	2
.....A	W	9	6
.....H	W	3	1
.....H	L	5	7
.....H	L	3	5
2003.....H	W	7	2
.....H	L	4	6
.....H	W	8	6
.....A	L	6	13
.....A	L	7	8
.....A	L	4	8
2004.....A	L	3	9
.....A	L	4	9
.....A	L	1	7
.....H	L	6	11
.....H	L	5	8
.....H	L	2	14

2005.....H	L	1	14
.....H	L	6	8
.....H	L	0	5
.....A	L	1	9
.....A	L	1	4
.....A	W	13	8
2006.....A	W	3	2
.....A	L	5	10
.....A	L	7	14
2007.....H	W	5	3
.....H	W	3	1
.....H	L	0	8
2008.....A	L	9	10
.....A	W	5	2
.....A	L	1	5
2009.....H	L	4	16
.....H	L	3	12
.....H	W	1	0
2010.....A	L	3	10
.....A	L	6	7
.....A	L	2	4

Santa Clara (23-41); WCC (21-38)

1956.....X	L	6	8
1966.....A	L	2	15
1994.....A	W	4	2
1996.....N	W	6	5
.....N	L	2	5
.....A	L	6	9
.....A	L	1	2
.....A	L	5	12
.....A	L	1	8
1997.....H	L	0	15
.....H	L	3	8
.....H	W	5	4
.....H	L	0	11
1998.....A	L	2	4
.....A	L	4	5
.....A	W	3	1
.....H	L	4	19
.....H	L	5	9
.....H	L	9	10
1999.....H	W	5	3
.....H	W	8	7
.....H	L	1	4
.....A	L	3	6
.....A	L	7	10
.....A	L	9	10
2000.....A	W	11	6
.....A	L	12	13
.....A	W	12	9
2001.....H	L	6	8
.....H	L	4	12
.....H	W	10	1
2002.....A	W	22	11
.....A	L	3	8
.....A	W	5	3
2003.....H	L	2	8
.....H	L	0	18
.....H	L	4	5
2004.....A	L	1	4
.....A	L	11	13
.....A	W	5	4
.....H	W	7	6
.....H	L	2	17
.....H	L	2	10
2005.....H	W	4	3
.....H	W	9	2
.....H	L	3	5
.....A	L	1	13
.....A	W	15	11
.....A	L	0	4
2006.....A	L	6	18
.....A	L	6	7
.....A	W	8	6
2007.....H	L	2	5
.....H	W	2	1
.....H	L	3	6
2008.....A	W	6	4
.....A	L	4	14
.....A	W	6	2
2009.....H	L	4	6
.....H	L	5	6
.....H	L	0	1
2010.....A	W	4	2
.....A	W	11	6
.....A	W	11	2

'X' in site column reflects location of game unknown.

YEAR-BY-YEAR RESULTS

'X' in site column reflects location of game unknown. Some seasons incomplete.

1935 (8-5)

George Murphy

W X Pacific (Ore.)	6-3
L X Oregon	0-5
W X Oregon	13-5
W X Oregon State	7-4
W X Monmouth Normal	11-4

1936 (12-11)

Rev. James Lane

L X Oregon	4-5
W X Oregon	6-2
L X Linfield	8-10
W X Linfield	5-1
L X Willamette	4-5
W X Willamette	4-3
L X Willamette	5-7
L X Oregon State	3-5
L X Oregon State	2-5
W X Oregon Normal	13-9
W X Oregon Normal	14-8
L X Oregon Normal	7-8
W X Oregon Normal	5-2
W X Pacific (Ore.)	16-2
L X Pacific (Ore.)	7-10
L X Pacific (Ore.)	2-4
L X Pacific (Ore.)	3-4
W X St. Martin's	9-7
W X Puget Sound	12-6
W X Puget Sound	9-7
W X Edwards Furniture	9-5
L X Edwards Furniture	1-2
W X Oregon State Pen.	9-8

1939 (10-12)

Rev. James Lane

L X Oregon	2-12
L X Oregon	1-11
L X Washington	3-6
W X Oregon State	6-5
L X Oregon State	0-10
L X Pacific (Ore.)	6-10
L X Pacific (Ore.)	3-4
L X Willamette	6-7
L X Willamette	5-9
L X Willamette	5-8
L X Linfield	5-7
W X Linfield	9-2
W X Pacific (Ore.)	6-4
W X Pacific (Ore.)	6-4
W X Oregon Normal	5-3
L X Oregon Normal	2-9
W X Oregon Normal	6-3
W X Oregon Normal	7-4

1940 (12-7)

Lane; William Garbarino

L X Oregon	2-7
W X Oregon	6-5
L X Pacific (Ore.)	1-4
L X Pacific (Ore.)	1-9
W X Pacific (Ore.)	12-3
L X Pacific (Ore.)	1-6
W X Mt. Angel	12-3
W X Oregon College of Ed.	4-0
W X Oregon College of Ed.	10-0
W X Oregon College of Ed.	10-0
W X Oregon College of Ed.	7-0
L X Willamette	3-7
L X Willamette	0-7
W X Willamette	12-2
W X Linfield	6-2
W X Linfield	13-4

1941 (7-5)

William Garbarino

W X Pacific (Ore.)	7-6
--------------------	-----

L X Pacific (Ore.)	4-5
L X Pacific (Ore.)	5-11
W X Oregon College of Ed.	8-3
L X Willamette	4-6
W X Mt. Angel	4-2
L X Oregon	5-6
L X Willamette	6-9
W X Mt. Angel	7-4
W X Oregon	11-9
W X Albany	6-0
W X Albany	14-2

1942 (11-3-1)

Matty Matthews

T X Oregon State	4-4
L X Oregon	8-11
W X Oregon State	8-6
W X Army Air Base	5-2
W X Oregon	6-4
W X Pacific (Ore.)	10-1
W X Pacific (Ore.)	7-3
L X Linfield	1-2
W X Linfield	7-2
W X Pacific (Ore.)	4-3
W X Pacific (Ore.)	2-0
L X Willamette	2-4
W X Willamette	13-4
W X Willamette	4-3
W X Willamette	5-4

1943 (9-2)

Lacy Zenner

L X Oregon	0-12
L X Oregon	3-13
W X Pacific (Ore.)	7-0
W X Pacific (Ore.)	20-0
W X Willamette	10-5
W X Willamette	11-6
W X Linfield	15-8
W X Linfield	3-1
W X Oregon	9-6
W X Willamette	5-0
W X Willamette	6-1

1944

No games due to World War II

1945

No games due to World War II

1946 (10-8)

Jack Wilson

W X Salem Senators	9-6
L X Oregon	0-16
W X Oregon	4-2
W X Oregon	3-2
L X Oregon	6-8
L X Salem Senators	1-10
W X Willamette	4-2
W X Pacific (Ore.)	12-1
W X Pacific (Ore.)	7-5
L X Willamette	4-15
W X Oregon State	7-3
L X Oregon State	0-14
W X Pacific (Ore.)	7-3
L X Pacific (Ore.)	3-4
W X Lewis & Clark	9-3
L X Oregon	16-17
W X Oregon State Pen.	15-6
L X Oregon	0-5

1947 (12-7)

James Torson

W X Oregon State (10)	6-5
L X Oregon State (5)	2-4

1949 (13-8)

James Torson

L X Oregon	0-22
------------	------

W X Oregon	4-3
W X Oregon	10-3
L X Oregon State	4-6
L X Oregon State	14-19
W X Oregon State	16-3
L X Salem Senators	2-14
W X Salem Senators	7-6
W X Vanport	8-5
L X Seattle	8-10
W X Seattle	7-5
L X Oregon College of Ed.	6-9
L X Oregon (5)	6-11
W X Vanport	12-9
W X Oregon College of Ed.	14-6
L X Pacific (Ore.)	3-9
W X Lewis & Clark	14-9
W X Willamette	3-2
W X Lewis & Clark	9-7
W X Seattle	6-4
W X Seattle	6-3

1950 (11-9)

Vince Pesky

W X Vanport	11-1
L X Oregon	5-6
L X Salem Senators	1-2
L X Willamette	2-4
W X Willamette	6-2
W X Pacific (Ore.)	14-3
W X Vanport	6-5
W X Archer Blower	13-12
W X Lewis & Clark	8-7
L X Lewis & Clark	3-4
W X Seattle	5-1
L X Seattle	4-11
W X Pacific (Ore.)	6-4
L X Willamette	3-4
W X Vanport	18-1
W X Vanport	9-3
W X Seattle	8-3
L X Seattle	1-2

1951 (12-7)

Floyd Simmons

W X Linfield	5-4
L X Oregon State	5-7
W X Linfield	14-13
L X Oregon	1-3
L X Oregon State	5-7
L X Pacific (Ore.)	8-10
W X Willamette	11-10
L X Willamette	7-8
W X Vanport	16-5
W X Vanport	16-8
W X Oregon College of Ed.	8-7
L X Seattle	5-7
L X Seattle	5-6
W X Pacific	6-5
W X Lewis & Clark	6-4
W X Lewis & Clark	1-0
W X Vanport	18-15
W X Oregon College of Ed.	3-2
W X Oregon College of Ed.	14-7

1952 (6-15)

Art McLarney

W X Linfield	11-7
L X Oregon	2-3
L X Oregon	2-3
L X Oregon State	3-5
L X Linfield	13-14
T X Linfield	11-11
W X Lewis & Clark	N/A
W X Lewis & Clark	N/A

1953 (7-9)

Art McLarney

L X Oregon State	3-8
W X Pacific (Ore.)	10-6

1954 (11-7)

Art McLarney

W X Pacific (Ore.)	18-0
W X Willamette	3-2
W X Archer Blower	6-0
W X Pacific (Ore.)	13-0
L X Linfield (5)	1-2
W X Willamette	N/A
W X Oregon College of Ed.	N/A
L X Seattle	N/A
L X Seattle	N/A
L X Linfield	N/A
L X Linfield	N/A

1955 (12-13)

Rich Carlascio

L X Oregon State	1-12
L X Oregon	0-3
L X Oregon	5-6
L X Washington State	2-8
L X Washington State	2-4
L X Gonzaga	3-5
W X Gonzaga	4-3
L X Spokane Indians	4-7
W X Oregon College of Ed.	12-1
W X Portland State	13-3
W X Oregon Tech	1-0
W X Oregon Tech	30-5
L X Salem Senators	4-5
L X Portland State	3-4
L X Oregon	0-9
L X Oregon College of Ed.	3-4
W X St. Martin's	3-2
W X St. Martin's	11-1
W X Clark College	14-8
L X Seattle	2-4
L X Seattle	2-4
W X St. Martin's	4-3
W X St. Martin's	4-2
W X Seattle	1-0
W X Seattle	5-1

1956 (16-9)

Rich Carlascio

W X Southern Oregon	6-4
L X Santa Clara	6-8
L X California	4-6
L X Stanford	1-12
W X San Francisco St.	5-4
W X Pacific (Calif.)	11-2
W X San Francisco	12-5
W X Oregon State	9-4
L X Oregon State	1-13
W X Oregon	5-4
W X Pacific (Ore.)	3-1
W X Clark College	6-1
W X Gonzaga	4-1
L X Gonzaga	3-5
W X Lewis & Clark	16-4
L X Oregon	5-7
W X Oregon College of Ed.	5-3
W X Lewis & Clark	12-6
L X Oregon College of Ed.	5-3
W X Portland State	9-6
L X Seattle	2-3
W X Portland State	19-0
L X Seattle	4-8
W X Seattle	3-0
W X Clark College	5-2

1957 (21-9)

Bob Glennen

W H Pacific (Ore.)	6-0
L A Oregon	3-7
W A Lewis & Clark	7-5
L H Oregon State	0-4
L H Oregon State	3-10
W H Lewis & Clark	9-4
L A Oregon State	5-6
W A Oregon State	6-2

YEAR-BY-YEAR RESULTS

L A Washington State	6-8
W A Whitworth	12-0
W A Gonzaga	2-0
W A Gonzaga	7-3
W H Willamette	4-3
W A Clark College	14-3
W H Portland State	10-2
W A Pacific (Ore.)	11-4
L A Seattle	2-6
W H Seattle	10-1
L H Oregon	7-8
W A Willamette	12-3
W A Clark College	6-1
W X Oregon College of Ed.	9-2
W X Oregon College of Ed.	14-1
W A Seattle	2-1
W A Seattle	5-3
W A Portland State	14-3
W X Oregon College of Ed.-1	6-1
W H Pepperdine-2	5-4
L H Pepperdine-2	5-6
L H Pepperdine-2	6-7
1-NAIA District 2 Tournament	
2-NCAA District 8 Tournament, Portland, Ore.	

1958 (25-8)

Bob Glennen

W A Pacific (Ore.)	7-0
W A Pacific (Ore.)	9-3
L H Washington	2-7
L H Washington	0-1
W H Oregon	5-0
W A Oregon State	10-5
W A Oregon State	5-1
W A Pacific (Ore.)	7-0
W A Pacific (Ore.)	12-0
W H Portland State	8-2
W H St. Martin's	6-5
W H St. Martin's	4-0
W H Lewis & Clark	4-0
W H Lewis & Clark	3-2
W H Seattle	5-2
W H Seattle	7-6
W A Portland State	28-4
W H Clark College	9-3
L A Oregon	4-10
W X Oregon College of Ed.	9-1
W A St. Martin's	7-4
L A Seattle	7-13
W A Seattle	8-1
W X Oregon College of Ed.	3-2
W A Clark College	12-7
W A Lewis & Clark	11-4
L X Lewis & Clark-1	1-2
W X Southern Oregon-1	8-2
L H Occidental-2	2-5
W H Occidental-2	3-0
W H Occidental-2	3-0
L A Southern California-3	0-6
L A Southern California-3	1-11
1-NAIA District 2 Tournament	
2-NCAA District 8 Tournament, Portland, Ore.	
3-NCAA District 8 Tournament, Los Angeles, Calif.	

1959 (22-7)

Bob Glennen

W A Lewis & Clark	3-0
W A Lewis & Clark	2-1
W A Washington-1	4-2
L A Seattle-1	1-6
W A Seattle Pacific-1	4-3
L H Oregon State	4-13
W A Pacific (Ore.)	7-4
W A Pacific (Ore.)	2-1
W H Oregon	6-0
L A Oregon State	2-3
L A Oregon State	2-4

W A Clark College	6-0
W H Clark College	4-2
W H Lewis & Clark	7-6
W H Lewis & Clark	16-8
W A Portland State	10-1
L H Seattle	7-16
L H Seattle	3-4
W H Pacific (Ore.)	6-4
W H Pacific (Ore.)	8-0
W A Oregon College of Ed.	18-4
W X St. Martin's	8-1
W X St. Martin's	12-1
W H Portland State	19-5
L A Seattle	10-11
W A Seattle	13-5
W X Oregon College of Ed.	9-3
W X Lewis & Clark-2	6-5
W X Southern Oregon-2	12-8
1-Seattle Collegiate Tournament, Seattle, Wash.	
2-NAIA District 2 Tournament	

1960 (12-9)

Bob Glennen

W H Portland State-1	5-0
W H Lewis & Clark-1	9-4
W H Oregon College of Ed.-1	15-6
L A Oregon	3-10
L H Oregon State	4-9
L H Oregon	9-15
L A Idaho	1-7
W A Eastern Washington	9-6
W A Gonzaga	4-3
W A Gonzaga	5-2
L A Lewis & Clark	4-7
L A Clark College	2-3
W X Pacific	9-3
L X Oregon State	7-8
W X Willamette	7-3
W X Oregon College of Ed.	6-1
W H Portland State	11-6
W A Seattle Pacific	12-1
L A Seattle	3-4
L A Seattle	0-2
W A Portland State	2-0
1-NAIA Kickoff Tournament, Portland, Ore.	

1961 (5-12)

John Coefield

L X Linfield	2-9
L H Oregon State	6-8
W H Pacific	13-3
W A Lewis & Clark	13-3
W A Lewis & Clark	12-10
L H Oregon State	2-12
L A Oregon	0-8
L H Oregon	8-10
L H Pacific (Ore.)	1-10
L A Clark College	1-7
L H Seattle	0-14
L H Seattle	3-19
W A St. Martin's	3-1
L A Seattle	6-7
W A Seattle	9-5
L H Portland State	0-9
L N Portland State	6-14

1962 (6-14-1)

John Coefield

L H Lewis & Clark	0-2
W H Lewis & Clark	14-6
L A Oregon State	1-13
L A Pacific (Ore.)	2-3
L A Pacific (Ore.)	0-2
L H Oregon State	0-17
L A Oregon	0-3
L A Gonzaga	6-10
W A Eastern Washington	11-7
L A Washington State	5-18

L H Oregon	9-14
L H Pacific (Ore.)	4-7
L H Portland State	0-10
L A St. Martin's	5-6
W A Seattle Pacific	6-5
L A Seattle	3-8
W A Seattle	5-1
L N Portland State	2-7
T H Willamette	4-4
W H Seattle	7-6
W H Seattle	6-4

1963 (3-14)

John Coefield

W X Pacific (Ore.)	13-6
L X Oregon State	3-8
W X Lewis & Clark	6-1
L X Lewis & Clark	0-2
L X Oregon State	0-12
L X Portland State	5-11
L X Oregon	0-4
L X Oregon	3-4
L X Seattle Pacific	2-6
L X Seattle	6-10
L X Seattle	3-5
W X Pacific (Ore.)	2-0
L X St. Martin's	3-6
L X Portland State	1-5
L X Willamette	1-6
L X Seattle	3-5
L X Seattle	7-25

1964 (12-14)

Jack Baker

L H Linfield	0-4
L H Linfield	1-2
W H Portland State	14-9
L A Lewis & Clark	1-7
W A Lewis & Clark	6-4
L A Oregon State	0-10
L A Oregon	0-12
L A Oregon	5-11
L A Oregon	1-11
L H Oregon State	6-19
W A Willamette	4-0
W X Warner Pacific	15-2
W H Lewis & Clark	12-6
W A Pacific (Ore.)	8-2
L H St. Martin's	5-11
W H St. Martin's	2-0
L A Portland State	1-5
L H Oregon	0-3
L H Oregon	0-11
W A St. Martin's	8-7
W A St. Martin's	6-4
L H Pacific (Ore.)	4-11
W A Puget Sound	8-7
W A Puget Sound	3-2
W H Willamette	6-5
L H Willamette	7-9

1965 (15-9)

Jack Baker

L X Linfield	0-2
W X Linfield	3-2
W X Oregon Coll. Ed.	3-2
W X Oregon Coll. Ed.	7-0
W X Western Washington	4-3
L X Western Washington	3-4
L X Oregon State	3-7
W X St. Martin's	8-2
W X Oregon Tech	3-2
L X Seattle	2-6
W X Puget Sound	4-0
L X Puget Sound	2-4
W X St. Martin's	4-1
W X St. Martin's	9-4
L X Clark College	2-3
W X Pacific (Ore.)	9-3
L X Oregon State	7-8

W X Willamette	7-3
W X Oregon Coll. Ed.	6-1
W X Portland State	11-6
W X Seattle Pacific	12-1
L X Seattle	3-4
L X Seattle	0-2
W X Portland State	2-0

1966 (12-15)

Joe Etzel

L A Linfield	1-3
L A Linfield	6-7
L H Willamette	1-6
W A Pacific (Ore.)	6-4
W A Pacific (Ore.)	4-2
L A Oregon	1-5
L A Oregon	8-9
L A Oregon State	4-5
W A San Jose State	4-3
W A St. Mary's	5-0
W A St. Mary's	1-0
L A San Francisco State	4-5
L A San Francisco State	6-9
L A Santa Clara	2-15
W H St. Martin's	7-6
W H St. Martin's	8-2
L H Oregon State	4-10
L H Seattle	0-2
L H Seattle	3-4
W H Oregon	6-5
L H Seattle Pacific	3-7
W H Seattle Pacific	6-4
W X Oregon Coll. Ed.	5-2
W H Lewis & Clark	8-2
W H Lewis & Clark	0-2
L A Seattle	0-2
L A Seattle	2-3

1967 (14-11)

Joe Etzel

W H Willamette	8-3
L A Washington State	1-5
W A Gonzaga	2-1
L A Gonzaga	1-2
W A Whitworth	2-0
L H Oregon	3-10
W A Oregon College of Ed.	6-2
W H Southern Oregon	3-2
W H Southern Oregon	8-0
L A Oregon State	0-11
W H Linfield	4-3
W H Linfield	3-1
W A Lewis & Clark	3-2
L H Seattle	0-3
L H Seattle	1-11
L H Seattle Pacific	1-5
L H Seattle Pacific	7-6
L A Seattle	10-11
W A Seattle	7-6
L H Oregon State	3-7
W H Oregon College of Ed.	5-4
W H St. Martin's	3-1
W H St. Martin's	8-1
L A Oregon	6-7
W H Lewis & Clark	5-3

1968 (15-12)

Joe Etzel

L H Willamette	4-7
W H Oregon College of Ed.	8-6
W H Pacific (Ore.)	4-3
W A Willamette	7-4
L X Linfield (13)	1-2
W H St. Martin's	13-3
W H St. Martin's	4-1
L A Lewis & Clark (11)	5-7
L H Oregon	4-8
L H Oregon	1-2
L A Oregon	1-9
L A Seattle	6-8

YEAR-BY-YEAR RESULTS

L A Seattle	3-11
W H Oregon	7-4
W A Puget Sound	4-3
L H Seattle Pacific	4-7
W A St. Martin's	9-0
W A St. Martin's	7-0
L A Oregon State	6-7
W H Lewis & Clark	8-0
W H Seattle Pacific	14-4
W A Linfield	11-8
W A Linfield	4-2
W A Oregon College of Ed.	12-8
L A Oregon	0-5
W H Seattle	1-0
L H Seattle	0-11

1969 (19-9)

Joe Etzel

W H Lewis & Clark	4-3
W H Lewis & Clark	3-0
W H St. Martin's	7-6
W H St. Martin's	8-5
L A Pacific (Ore.)	5-6
L N Army-1	4-5
W A Hawaii Marines-1	11-0
W A Hawaii-1	4-1
W N Hickam Air Base-1	13-3
L N Sub-Pac-1	0-5
W N Washington State-1	4-3
L H Oregon State	4-21
W A Oregon College of Ed.	4-2
W A Willamette	14-10
W A St. Martin's	17-0
W A St. Martin's	8-2
W A Oregon State	2-0
L A Oregon	1-6
W H Willamette	4-3
W H Seattle Pacific	7-6
L A Seattle	4-10
L A Seattle	2-4
L H Oregon	3-4
W H Oregon	7-4
W H Seattle	3-2
L H Seattle	0-7
W H Oregon College of Ed.	5-4
W H Oregon College of Ed.	8-6
1-Easter Tournament, Honolulu, Hawaii	

1970 (11-8-1)

Joe Etzel

W A Pacific (Ore.)	12-0
L A Lewis & Clark	0-2
W A Lewis & Clark	6-3
L A Willamette	1-6
L H Washington	3-6
W A Oregon State	7-3
L H Oregon	1-6
L H Oregon	0-8
W H Seattle Pacific	4-0
W H Seattle Pacific	2-0
W A Seattle Pacific	5-3
W A Seattle Pacific	8-4
L H Oregon State	0-3
L H Willamette	4-5
W H Linfield	4-1
W A Oregon College of Ed.	10-4
T H Linfield (15)	3-3
W A Oregon College of Ed.	5-0
L A Seattle	4-7
W A Seattle	6-3

1971 (14-14)

Joe Etzel

W A Willamette	6-5
L H Lewis & Clark	1-2
W H Lewis & Clark	5-1
W A Pacific (Ore.)	6-3
W X Lewis & Clark	9-4
W X Lewis & Clark	5-1

W A Washington-1	4-3
W N Oregon-1	11-10
L N Puget Sound-1	1-2
L H Gonzaga	0-6
L A Portland State	0-4
L A Oregon	0-7
L A Oregon	2-3
L X Oregon College of Ed	5-6
W H Willamette	16-8
W A Linfield	4-3
L H Portland State	2-3
W H Oregon State	3-0
L X Oregon College of Ed.	0-18
L A Portland State	1-4
W H Seattle	6-5
W X Southern Oregon	3-2
L A Oregon State	4-8
W X Southern Oregon	4-1
L X Southern Oregon	3-8
W A Portland State	4-3
L A Seattle	4-5
L A Seattle	9-10
1-Washington Invitational, Seattle, Wash.	

1972 (13-18)

Joe Etzel

W A Stanislaus State	1-0
L A San Jose State	1-12
W A Sonoma State	7-3
L A Nevada	1-15
L A Nevada	13-26
L H Pacific (Ore.)	0-7
L H Oregon College of Ed.	0-4
L H Washington-1	8-9
L H Oregon-1	3-14
W H Lewis & Clark	3-2
L X Linfield	2-3
L X Portland State	1-2
L X Oregon State	1-3
W X Seattle	8-2
L X Seattle	2-4
W X Portland State	6-0
L X Oregon	5-8
W X Willamette	9-8
W X Portland State	8-4
L A Puget Sound	0-14
W A Puget Sound	4-3
L H Portland State	4-8
L A Oregon	1-14
W H Willamette	3-1
L H Puget Sound	1-3
W H Puget Sound	8-4
L A Seattle	1-4
W A Seattle	8-0
W A Lewis & Clark	9-3
L A Lewis & Clark	4-5
W H Oregon State	4-3
1-Don Kirsch Memorial, Portland, Ore.	

1973 (10-25)

Joe Etzel

L H Lewis & Clark	8-11
W H Lewis & Clark	5-1
L A Lewis-Clark State	2-6
L A Lewis-Clark State	3-4
L A Idaho	9-14
L A Washington State	3-15
L N Willamette-1	0-6
L A Portland State-1	4-5
L N Lewis & Clark-1	3-4
L H Pacific (Ore.)	2-10
L A Linfield	0-6
W A Willamette	11-2
L H Oregon State-2	4-11
L A Portland State	1-4
W A Portland State	6-4
W H Oregon College of Ed.	8-7
L A Lewis & Clark	2-12

W H Seattle	6-2
W H Seattle	10-3
L A Pacific (Ore.)	7-8
W H Willamette	12-3
L H Puget Sound	0-2
L H Puget Sound	2-3
W H Portland State	9-5
L H Oregon	4-8
L H Oregon	3-7
L A Puget Sound	3-6
L A Puget Sound	3-11
L A Seattle	1-2
L A Seattle	2-8
L A Oregon College of Ed.	6-10
W H Oregon State	7-4
W H Portland State	7-3
L A Oregon	2-7
L A Oregon	0-3

1-Portland State Tournament, Portland, Ore.
2-Don Kirsch Memorial, Portland, Ore.

1974 (15-16)

Joe Etzel

L A Southern Oregon	2-3
L A Chico State	12-15
W A Stanislaus State	9-6
L A San Francisco	2-9
W A San Francisco	6-3
L A St. Mary's	7-8
W H Oregon College of Ed.	9-4
W X Washington	3-2
W X Puget Sound	8-0
W A Portland State	3-1
W A Portland State	8-3
W N Lewis & Clark	3-1
W N Lewis & Clark	11-1
L H Oregon State-1	2-3
L A Pacific (Ore.)	1-4
W A Willamette	7-3
L H Seattle	6-12
W H Seattle	6-5
L A Oregon	5-9
W H Oregon College of Ed.	6-5
L H Portland State	4-5
L H Oregon State	3-6
W H Portland State	3-1
W H Linfield	8-5
L H Puget Sound	4-5
L H Puget Sound	0-5
W H Oregon	3-2
L A Seattle	1-2
L A Seattle	1-6
L A Puget Sound	4-6
L A Puget Sound	0-17
1-Don Kirsch Memorial, Portland, Ore.	

1975 (16-19)

Joe Etzel

W H George Fox	8-2
W A Pacific (Ore.)	6-3
L A Willamette	3-4
W N Lewis & Clark	5-4
W N Lewis & Clark	7-6
W H Seattle	5-4
W H Seattle	13-2
W H Puget Sound	5-4
W H Puget Sound	4-1
L H Portland State	1-2
W H Portland State	3-2
L A Gonzaga	1-3
L A Gonzaga	1-17
L A Idaho	8-9
L A Idaho	3-4
L H Oregon	3-8
L A Oregon College of Ed.	5-10
L H Idaho	0-2
L H Idaho	2-3

W H Gonzaga	6-4
W H Gonzaga	1-0
L A Portland State	1-8
L A Puget Sound	2-3
L A Puget Sound	3-13
L A Seattle	2-4
W A Seattle	1-0
L A Oregon	7-9
W H Willamette	14-2
W A Boise State	17-14
L A Boise State	0-9
L A Boise State	4-7
L A Boise State	5-14
W H Oregon College of Ed.	13-2
L H Oregon State	4-5
W X Portland State	5-3

1976 (15-27-1)

Joe Etzel

W H Humboldt State	8-3
L H Willamette	5-7
L N Puget Sound-1	1-3
L N Gonzaga-1	0-10
L N Boise State-1	1-12
L N Idaho-1	2-3
L N Washington State-1	0-6
L A Lewis-Clark State-1	6-7
W H George Fox	11-8
T H Oregon College of Ed.	1-1
L A Oregon	3-4
L A Willamette	2-5
L H Boise State	4-5
L H Boise State	0-13
L H Boise State	2-4
W H Boise State	6-5
L A Oregon State	2-15
L H Portland State	6-7
W H Puget Sound	6-0
W H Puget Sound	9-8
L H Seattle	5-8
W H Seattle	6-2
L X Oregon	2-5
W A Seattle	10-2
W A Seattle	5-2
W A Puget Sound	8-5
L A Puget Sound	2-14
L A Portland State	1-4
L H Portland State	2-5
W A Idaho	8-5
L A Idaho	2-5
L H Gonzaga	6-12
W H Gonzaga	3-1
L H Oregon State	3-4
W N Lewis & Clark	3-2
W X Lewis & Clark	12-6
L X Portland State	5-11
L H Gonzaga	1-3
L H Gonzaga	9-13
W H Idaho	3-2
L H Idaho	1-5
W A Oregon College of Ed.	8-6
L A Oregon	3-5
1-Banana Belt Tournament, Lewiston, Idaho	

1977 (14-24-1)

Joe Etzel

W H Willamette	10-3
W A Humboldt State	3-0
L A Humboldt State	2-8
L A Hayward State	0-13
L A San Jose State	1-12
W A Stanislaus State	6-4
T X Washington	4-4
L A Chico State-1	4-7
L N Humboldt State-1	1-8
W N Oregon Tech-1	12-0
W A Oregon	8-6
L H Idaho	1-3
W H Idaho	2-1

YEAR-BY-YEAR RESULTS

L H Gonzaga	0-7
L H Gonzaga	2-5
L H Oregon	3-8
L H Portland State	2-7
L A Puget Sound	3-4
W A Puget Sound	11-9
L A Seattle	2-3
L A Seattle	3-7
W H Lewis & Clark	6-4
L H Portland State	8-9
W H Seattle	4-3
L H Seattle	1-11
W H Puget Sound	9-2
W H Puget Sound	8-7
W A Portland State	10-1
W A Lewis & Clark	9-2
L A Gonzaga	4-7
L A Gonzaga	2-7
W A Idaho	7-2
L A Idaho	1-2
L A Oregon State	3-10
L H Portland State	2-4
L A Boise State	15-16
L A Boise State	6-9
L A Boise State	8-9
L A Boise State	3-4

1-Chico Tournament, Chico, Calif.

1978 (19-23-1)

Joe Etzel

L H Oregon	1-6
W H Oregon	5-4
L H Washington	6-10
W H Washington	8-7
W H Willamette	3-2
W A Oregon College of Ed.	11-5
L N Oregon	2-8
L A Southern Oregon	1-9
L A Southern Oregon	0-1
W A San Jose State-1	5-4
L N Brigham Young-1	0-5
W N Washington-1	7-5
W N San Francisco-1	5-1
L N Cornell-1	1-2
L N Oregon-1	3-5
L N Oregon-1	10-11
L A Lewis & Clark	3-4
W H Oregon College of Ed.	10-6
L X Idaho	3-4
W X Idaho	3-0
L A Oregon State	2-3
L H Seattle	2-3
W H Seattle	6-0
W H Puget Sound	1-0
W H Puget Sound	3-1
W H Lewis & Clark	14-8
W A Portland State	3-0
L A Puget Sound	3-4
T A Puget Sound	1-1
L H Gonzaga	0-8
W H Gonzaga	6-0
L A Portland State	5-8
L H Boise State	0-7
L H Boise State	4-6
W H Oregon State	10-5
L A Portland State	7-8
W A Seattle	5-4
L A Seattle	10-11
L X Idaho	2-4
W X Idaho	3-0
W H Boise State	4-3
L H Boise State	5-8
L X Portland State	1-8

1-Spartan Baseball Classic, San Jose, Calif.

1979 (25-18)

Joe Etzel

L A Lewis-Clark State-1	1-10
W N Boise State-1	15-10

L N Washington-1	1-6
L N Washington State-1	3-20
L N Idaho-1	0-4
L N Boise State-1	11-12
W H Willamette	9-6
W A Southern Oregon	12-4
W A Southern Oregon	10-3
L A San Francisco	2-9
L A San Jose State	2-13
W A Oregon Tech	7-1
L N Washington	5-9
W A Willamette	6-1
W H Gonzaga	6-2
W H Gonzaga	7-4
L A Idaho	0-11
L A Idaho	4-6
L A Oregon	5-11
W A Portland State (11)	4-3
W A Puget Sound	6-3
W A Puget Sound	16-11
W A Seattle	11-3
W A Seattle	5-1
W H Puget Sound	3-2
W H Puget Sound	5-4
L H Portland State	0-7
L A Gonzaga	0-6
W A Gonzaga	6-0
W X Idaho	8-5
W A Portland State (10)	3-2
L A Boise State	1-5
W A Boise State	11-6
W A Boise State	5-2
W A Boise State	15-9
W H Portland State (10)	3-2
W H Seattle	8-2
L H Seattle	1-10
L A Portland State-2	5-6
W H Portland State-2	12-8
W H Portland State-2	8-6
L A Fresno State (12)-3	8-10
L N Cal State Fullerton-3	3-20

1-Banana Belt Tournament, Lewiston, Idaho
2-NorPac Playoffs
3-NCAA West Regional, Fresno, Calif.

1980 (36-12)

Joe Etzel

L H Washington (8)	0-3
L A Washington	0-3
W N Oregon	13-6
L N Oregon	2-4
W A Willamette	3-1
W A Oregon Tech	9-1
L A San Francisco	2-3
W A San Francisco	7-2
L A San Jose State	2-5
W A Chico State	3-2
W H Willamette	4-3
W H Concordia	5-1
W H Concordia	3-1
W H Oregon	7-1
W A Oregon College of Ed.	7-6
W A Idaho	3-2
W A Idaho	10-1
W A Idaho	8-1
L A Idaho	5-11
W H Oregon College of Ed.	7-6
W H Seattle	6-1
W H Seattle	3-0
W H Seattle	1-0
W H Seattle	4-1
L H Oregon State	4-10
W A Portland State	5-0
W A Concordia	9-2
W H Boise State	9-1
W H Boise State	6-3
W H Boise State	11-2
W A Oregon	7-6

W H Portland State (8)	1-0
W A Portland State	1-0
W A Puget Sound	5-0
W A Puget Sound	11-3
W A Puget Sound	6-3
L A Puget Sound (9)	4-5
W H Portland State	6-4
L H Gonzaga (8)	7-11
L H Gonzaga	3-5
L H Gonzaga	3-9
W H Gonzaga	4-0
W A Oregon State	10-0
W A Lewis & Clark	21-11
W A Eastern Washington	5-1
W A Eastern Washington	3-0
L A Eastern Washington	9-10
W A Eastern Washington	10-2

1981 (18-27)

Joe Etzel

W H Washington	1-0
L H Oregon	7-9
W H Western Oregon	11-3
W A Southern Oregon	7-2
W A Southern Oregon	22-6
L A Chico State	1-2
W A Saint Mary's	5-3
W H Concordia	7-0
L H Eastern Washington	0-3
L H Eastern Washington	3-5
L H Eastern Washington	4-7
L H Eastern Washington	6-12
W A Concordia	8-7
W A Puget Sound	13-11
W A Puget Sound	7-3
L H Gonzaga	0-4
L H Gonzaga	3-5
L H Gonzaga	0-6
L H Gonzaga	8-10
L A Willamette	6-8
W A Western Oregon	15-4
L A Portland State	7-8
L A Portland State	1-4
L X Portland State	1-2
L X Portland State	10-11
W A Eastern Washington	5-3
W A Eastern Washington	4-3
L A Eastern Washington	3-11
L A Eastern Washington	0-3
L H Oregon State	1-12
L H Portland State	0-6
L H Portland State	1-2
W H Puget Sound	2-1
W H Puget Sound	5-4
W H Puget Sound	14-8
L H Puget Sound	3-6
W X Willamette	6-4
L H Portland State	1-2
W H Portland State	5-4
L A Gonzaga	0-3
L A Gonzaga	2-10
W A Gonzaga	9-6
L A Gonzaga	1-5
L H Puget Sound	3-6
L H Puget Sound	2-3

1982 (19-24-1)

Joe Etzel

W H Concordia	21-5
W H Western Oregon	6-1
T A St. Mary's	8-8
L A Chico State	2-3
L A Chico State	2-5
L A Oregon Tech	5-8
W A Oregon Tech	15-3
W H Eastern Oregon	11-4
W H Eastern Oregon	7-0
W H Eastern Oregon	9-3
W H Eastern Oregon	10-3
W H Linfield	4-2

W A Willamette	9-5
W A Washington	6-4
L H Washington	1-4
L H Oregon Tech	2-7
L H Washington State	2-6
L H Washington State	5-6
W H Gonzaga	6-4
W H Gonzaga	4-3
L A Washington	5-8
W A Eastern Washington	2-0
L A Eastern Washington	0-2
W A Linfield	9-3
L A Portland State	2-5
L A Portland State	5-6
L A Oregon State	1-3
L A Oregon State	1-8
W H Willamette	13-6
L A Western Oregon	2-5
L H Oregon State	1-3
W H Oregon State	4-2
L H Portland State	1-2
L H Portland State	1-7
L H Washington	1-3
L H Eastern Washington	0-14
L H Eastern Washington	7-15
W H Puget Sound	11-3
W H Puget Sound	9-8
L A Puget Sound	7-8
L A Gonzaga	1-4
W A Gonzaga	7-3
L A Washington State	2-7
L A Washington State	1-11

1983 (22-22-1)

Joe Etzel

W H Concordia	14-0
L A Chico State	2-3
L A Chico State	2-8
L A Chico State	2-3
W A San Francisco	4-3
L A St. Mary's	2-5
W A Oregon Tech	20-7
W A Oregon Tech	5-2
W A Oregon Tech (11)	7-5
L A Portland State	1-3
W A Oregon *	7-1
W A Oregon *	6-2
W H Seattle	14-3
W A Portland State	4-3
T N Washington State	7-7
W H Willamette	8-2
W H Western Oregon	5-2
W H Oregon Tech	9-8
L H Washington	2-3
L H Washington	2-5
W H Linfield	6-5
W A Western Oregon	14-4
L A Gonzaga	4-5
L A Gonzaga (11)	11-13
L A Eastern Washington	1-2
W A Eastern Wash. (11)	4-3
L A Puget Sound	8-10
W H Linfield	9-1
W H Washington	5-1
L H Washington State	0-7
L H Washington State	6-7
L A Willamette	2-3
L H Oregon	1-10
L H Oregon	1-2
W H Portland State	5-2
W H Portland State	8-3
L A Portland State	2-7
L A Portland State	4-6
L A Oregon State	4-5
L A Oregon State	4-9
W A Washington	3-1
W A Washington State	4-2
L A Washington State	2-9
W H Eastern Washington	3-1

YEAR-BY-YEAR RESULTS

L H Eastern Washington . . . 3-8
 W H Gonzaga 10-4
 W H Gonzaga 12-10
 * Exhibition game

1984 (23-18-1)

Joe Etzel

W H Concordia 9-3
 L H Western Oregon 3-6
 L A San Francisco 8-9
 W A San Francisco 9-3
 T A CS Northridge 10-10
 W A Long Beach State 9-8
 W A Loyola Marymount 8-7
 W A UC Irvine 7-6
 W A Yale 5-0
 L A Chico State 4-5
 L A Chico State 5-13
 L A Portland State 1-2
 W H Seattle 8-0
 W H Seattle 10-5
 W A Concordia 14-1
 W H Linfield 5-0
 W A Western Oregon 19-5
 L H Oregon State 3-4
 W A Oregon State 12-4
 L A Washington State 6-8
 L A Washington State 0-11
 L A Eastern Washington 2-3
 W A Eastern Washington 13-7
 L A Linfield 5-0
 W H Washington (8) 2-1
 W H Washington 6-1
 L H Portland State 1-9
 W H Portland State 10-1
 W H Lewis & Clark 15-5
 W X Oregon State 6-4
 W A Willamette 14-2
 L A Portland State 2-5
 L A Portland State 2-4
 W A Washington 12-5
 L A Washington 3-4
 W H Eastern Washington 1-0
 L H Eastern Washington 3-7
 L H Washington State 2-6
 L H Washington State 6-12
 L A Oregon State 1-4
 W A Gonzaga 15-2
 W A Gonzaga 6-3

1985 (22-22)

Joe Etzel

W H Concordia 22-0
 W H George Fox 10-2
 W H Western Oregon 4-1
 W H Seattle 8-0
 W H Eastern Oregon 2-1
 W A Concordia 17-6
 L A UC Davis 8-9
 L A CS Northridge 2-14
 W A Long Beach State 9-2
 W A San Diego 10-5
 W A LaVerne 6-5
 L A Pepperdine 2-5
 W A Southern Cal. College 5-3
 L A Oral Roberts 5-8
 W A Portland State 7-5
 L H Willamette 1-6
 L A Oregon State 1-2
 W H Oregon State 4-0
 W H Eastern Washington 7-2
 L H Eastern Washington 2-4
 L A Oregon State 1-9
 W A Willamette 6-5
 W H Linfield 16-6
 L A Gonzaga 2-3
 L A Gonzaga 4-5
 L A Washington State 3-7
 L A Washington State 6-7
 L A Western Oregon 4-17

L A Washington 1-7
 L A Washington 5-8
 L A Portland State 1-2
 L A Portland State 5-6
 W H Portland State 5-2
 L H Portland State 3-6
 W H Washington 3-2
 W H Washington 1-0
 L H Washington State 5-10
 L H Washington State 3-4
 W H Gonzaga 1-0
 L H Gonzaga 4-9
 W X Hawaii Pacific 8-4
 W H Oregon State 3-2
 L A Eastern Washington 0-1
 W A Eastern Washington 8-2

1986 (24-26)

Joe Etzel

W H Concordia 8-1
 W H Western Oregon 11-6
 W H Pacific (Ore.) 5-1
 W A Concordia 15-3
 W A Claremont 5-1
 L A San Diego 5-6
 L A San Diego 3-5
 W A Long Beach State 12-7
 W A Long Beach State 7-1
 L A Pepperdine 3-6
 W A Chico State 9-6
 L A Chico State 2-5
 W H George Fox 9-0
 L A Portland State 1-4
 L H Eastern Oregon 4-5
 W H Eastern Oregon 4-2
 L H Portland State (11) 4-8
 L H Washington 2-12
 W A Western Oregon 5-3
 W A Eastern Washington 5-4
 L A Eastern Washington 2-9
 L A Gonzaga 0-2
 L A Gonzaga 8-9
 L H Willamette 6-8
 W H Linfield 8-7
 W A Washington 11-2
 L H Washington State 2-5
 W H Washington State 6-4
 W H Lewis & Clark 5-0
 L A Willamette 3-6
 L H Washington 3-4
 L A Washington State 6-12
 W A Washington State (13) 10-7
 L A Eastern Oregon 2-5
 W A Eastern Oregon 14-1
 W A Washington 6-4
 L A Linfield (5) 2-11
 L H Gonzaga 0-2
 W H Eastern Washington 6-3
 W H Eastern Washington 10-4
 L H Portland State 6-12
 W H Portland State 7-0
 L A Oregon State 0-5
 L A Oregon State 1-4
 W H Oregon State 9-7
 W H Oregon State 7-4
 L N Portland State-1 4-11
 L N Portland State-1 3-6
 L A Gonzaga-1 2-4
 L N Oregon State-1 5-6
 1-Pac-10 Northern Division
 Tournament, Spokane, Wash.

1987 (30-22)

Terry Pollreisz

W H Concordia 10-3
 W H George Fox 26-4
 W A Pacific (Calif.) 4-1
 W A Claremont 11-5
 L A Claremont 8-9
 L A Pepperdine 3-7

L A Loyola Marymount 8-13
 W A Long Beach State 5-4
 L A UC Irvine 4-8
 L A Chico State 2-4
 W A Chico State 7-0
 L H Portland State 4-15
 L A Portland State 7-12
 W A George Fox 15-10
 W A Willamette 10-4
 W H Lewis & Clark 14-2
 W A Pacific (Ore.) 9-2
 W H Pacific (Ore.) 23-0
 W A Oregon State 13-6
 L H Oregon State 6-13
 L A Washington 2-3
 W H Linfield 11-7
 W H Washington State (9) 6-5
 L H Washington State (12) 6-10
 L H Eastern Washington 0-4
 L H Eastern Washington 6-7
 W A Western Oregon 5-1
 W H Washington 7-5
 W A Gonzaga 14-7
 W A Gonzaga 12-5
 W H Western Oregon 3-2
 L A Washington 2-4
 L H Gonzaga 3-9
 W H Gonzaga 6-3
 L H Washington 6-10
 W A Linfield 5-2
 W H Willamette 17-7
 W A Eastern Washington 4-2
 W A Eastern Washington 6-5
 L A Washington State 2-11
 W A Washington State 6-5
 W H Portland State 5-3
 L H Portland State 0-7
 W H Oregon State 4-1
 W H Oregon State 9-5
 L A Oregon State (10) 4-5
 L A Oregon State 0-18
 L A Portland State (8) 3-4
 W A Portland State 10-7
 W N Portland State-1 4-3
 L N Washington State-1 3-9
 L N Portland State-1 8-9
 1-Pac-10 Northern Division
 Tournament, Spokane, Wash.

1988 (28-27-1)

Terry Pollreisz

W H George Fox 15-1
 W H Concordia (8) 11-6
 W A Washington 6-5
 L A Portland State 3-10
 W H Washington 2-0
 T H Concordia (8) 6-6
 W A Cal State Fullerton 4-2
 L A Cal State Fullerton 6-10
 L A Cal State Fullerton 3-5
 L A Long Beach State 5-12
 L A Pepperdine 2-5
 L A Pepperdine (11) 1-2
 L A UC Irvine 3-13
 L A Loyola Marymount 4-14
 L A Loyola Marymount 3-5
 W A Loyola Marymount 3-2
 W A George Fox 10-0
 W H Willamette 5-4
 W N Utah-1 16-12
 W N Eastern Washington-1 14-3
 W N Central Washington-1 5-2
 W N Utah-1 5-0
 L N Central Washington-1 14-19
 L A Linfield 4-14
 W H Lewis & Clark 10-1
 W A Oregon State 5-4
 W H Oregon State (11) 3-2
 L A Oregon State (11) 9-10

L A Lewis-Clark State 6-9
 W A Eastern Washington 2-1
 L A Eastern Washington 0-6
 W H Linfield 4-0
 W H Washington State 3-2
 L H Washington State (8) 7-9
 W H Gonzaga 6-4
 L H Gonzaga 0-2
 W H Pacific (Ore.) 9-6
 L A Gonzaga (8) 10-11
 W A Gonzaga 13-3
 L A Washington State 2-11
 L A Washington State 6-10
 L H Oregon State 1-9
 L H Eastern Washington 5-9
 W H Eastern Washington (6) 5-3
 W A Western Oregon 12-2
 W H Warner Pacific (11) 4-3
 W H Washington 7-5
 W H Washington 3-2
 W H Portland State 17-9
 L H Portland State 4-19
 L A Portland State (10) 7-8
 L A Portland State 2-7
 W A Washington 5-3
 L A Washington 6-12
 L N Oregon State-2 0-1
 L N Eastern Washington-2 0-2
 1-Yakima Tournament, Yakima, Wash.
 2-Pac-10 Northern Division
 Tournament, Spokane, Wash.

1989 (32-24)

Terry Pollreisz

W H Warner Pacific 8-4
 L A Portland State 2-3
 W H Concordia 5-3
 L A Cal State Fullerton 5-19
 L A California (13) 9-10
 W A U.C. Irvine 11-9
 L A Loyola Marymount 3-4
 L A Long Beach State 2-5
 L A Pepperdine 2-4
 W A Fresno State (13) 4-3
 W A Fresno State 6-2
 L H Linfield 3-4
 W A Willamette 8-4
 W H Eastern Oregon 6-0
 W H Eastern Oregon 6-5
 W H Eastern Oregon 5-1
 L H Portland State 4-6
 W H Concordia 14-3
 W H Warner Pacific 19-2
 W A Western Oregon 5-0
 W A Oregon State 4-2
 W H George Fox 3-2
 L H Washington State 2-4
 W H Washington State 11-8
 W H Oregon State 10-3
 W H Western Oregon 5-4
 L A Gonzaga 2-8
 L A Gonzaga 3-14
 W A Eastern Washington 5-3
 W A Eastern Washington 7-2
 W H Lewis-Clark State 6-4
 L H Western Oregon 5-9
 L H Eastern Washington 0-2
 L H Eastern Washington 2-5
 L H Gonzaga 0-12
 L H Gonzaga 0-2
 L A Washington State 1-2
 L A Washington State 5-9
 L H Oregon State 3-4
 W H Oregon State 5-2
 W H Lewis & Clark 3-2
 W A Portland State 2-0
 W A Portland State 6-3
 W A Washington 5-4

YEAR-BY-YEAR RESULTS



1989 UNIVERSITY OF PORTLAND PILOTS

Pacific-10 Northern Division Tournament Champions, NCAA Playoffs - West Regional

Front (left to right): Paul Watkins, Jeff Mansur, Brad Clem, Chris Sperry, Brett Blechschmidt, Mitch Elrod, Aric Fromdahl, manager Jim Mickenham.

Second Row (left to right): Head coach Terry Pollreisz, asst. coach Tom Niebergall, asst. coach Milo Meskel, Craig Pickard, Bill Barrett, Mick Irwin.

Third Row (left to right): Phil Geisler, Marc Scales, Matt McDonald, Mike Lee, Matt Scales, Dugan Duffy, Rich Ekman.

Back (left to right): Mark Wilson, Jason Geis, John Thomas, Creig Henry, Ted Devore, Kevin Reardon, Kyle Duey, Erik O'Donnell.

W A Washington	9-7
L H Washington	2-3
W H Washington	5-3
L H Portland State	5-7
W H Portland State	10-8
W N Oregon State-1	3-1
L N Portland State-1	2-6
W N Eastern Wash. (13)-1	4-3
W N Portland State-1	7-6
W N Portland State-1	6-5
L N Wichita State-2	0-4
L N Notre Dame-2	6-8
1-Pac-10 Northern Division Tournament, Spokane, Wash.	
2-NCAA West Regional, Fresno, Calif.	

1990 (26-25)

Terry Pollreisz

W H Western Oregon	9-0
L A Washington State	1-25

L A Washington State	2-3
W H Concordia	9-4
W A Portland State	8-7
W H Linfield	11-0
W H Pacific (Ore.)	14-1
L A Sacramento State	1-7
L N Eastern Michigan-1	3-5
W N Maine-1	13-9
L A Fresno State-1	5-6
W N Brigham Young-1	7-5
W N Brigham Young-1	8-3
L N Maine-1	3-12
W H Eastern Oregon	7-6
W H Eastern Oregon	13-6
W H Eastern Oregon	11-7
W H George Fox	13-2
W H Concordia	17-7
W A Western Oregon	13-7
L A Washington	1-5
L H Washington (10)	2-3

W A Willamette	20-4
L H Washington	2-3
L H College of Idaho	1-5
L A Gonzaga	3-4
W A Gonzaga	6-5
L H Western Oregon	1-4
W H Washington State	4-2
L H Washington State	10-11
W H Eastern Washington	17-5
W H Eastern Washington	13-6
L A Linfield	14-20
W A Western Oregon	10-5
L A Eastern Washington	1-2
W A Eastern Washington	8-4
W A Washington State	7-4
W A Washington State	14-7
L H Lewis-Clark State	5-21
L H Gonzaga	0-5
L H Gonzaga	3-6
L A Oregon State	0-4
L A Oregon State	1-6
W A Portland State	4-1
W A Portland State	13-11
L X Washington	4-8
L H Portland State	3-7
W H Portland State	6-3
L H Oregon State	1-11
L H Oregon State	2-7
L N Gonzaga-2	1-9
1-Best of the West Tournament, Fresno, Calif.	
2-Pac-10 Northern Division Tournament, Yakima, Wash.	

1991 (31-19)

Terry Pollreisz

L H Portland State	2-3
L A Gonzaga	3-5
L A Gonzaga	7-8
W A Gonzaga	4-2
L A Gonzaga	0-2
W A Portland State	6-3
W A Portland State	5-2
W H Linfield	8-4
W N Iowa State	5-3
L A Fullerton State	7-16
W A San Diego	12-1
L A Long Beach State	7-30
L A UC Irvine	2-3
W A UC Irvine	11-9
W A Western Oregon	10-1
W H George Fox	2-1
W H Concordia	14-3

W H Gonzaga	6-3
W H Gonzaga	8-5
W H Gonzaga	7-2
W A Oregon State	2-0
L A Washington	6-7
L A Washington	6-10
W A Portland State	7-0
W A Portland State	3-1
L A Concordia	7-8
W H Washington State	2-1
L H Washington State	2-9
W H Gonzaga	4-1
L H Gonzaga	2-4
W A Willamette	3-2
W H Oregon State	13-0
L A Oregon State	7-9
W A Willamette	9-3
W A Gonzaga	7-5
W A Gonzaga	7-5
W A Washington State	12-7
L A Washington State	7-9
L A Oregon State	11-12
L H Oregon State	8-12
W H Portland State	6-5
W H Portland State	18-2
L H Washington	3-8
W H Washington	2-1
W N Oregon State-1	13-4
W N Washington State-1	6-4
W N Oregon State-1	8-5
L N Miami-2	1-13
W N San Diego State-2	12-5
L N Cal State Northridge-2	7-12
1-Pac-10 Northern Division Tournament, Yakima, Wash.	
2-NCAA West Regional, Fresno, Calif.	

1992 (26-23-1)

Terry Pollreisz

L A Southern Cal	0-3
L A Southern Cal	1-9
L A Southern Cal	1-11
W H Western Oregon	7-6
W A George Fox	8-4
W H Eastern Oregon	2-1
W H Eastern Oregon	15-1
W H Eastern Oregon	11-8
T A Western Oregon	3-3
L A Chapman	6-7
L A UC Irvine	2-7
W A Cal Poly Pomona	7-5
L A San Diego State	0-10
L A Cal State-Northridge	3-9



1991 UNIVERSITY OF PORTLAND PILOTS

Pacific-10 Northern Division Tournament Champions, NCAA Playoffs - West Regional

Back row (from left): Erik O'Donnell, Aaron Frederickson, Phil Geisler, Jason Geis, Dugan Duffy, Rich Ekman, Matt Huff, Sean Strade, Eric Velandar, Denver Skalbeck, Chad Stoner, Jon Henningsgard, manager Hurst Kopp, head coach Terry Pollreisz.

Front row (from left): Matt Scales, Aric Fromdahl, Mat Sanders, Jeff Loomis, Jeff Mansur, Matt McDonald, Ty Singleton, Kevin Jones, Brett Blechschmidt, Brad Clem, Charlie Williams, assistant coach Milo Meskel, trainer Tim Newton.

YEAR-BY-YEAR RESULTS

W H Linfield	9-7
W H Willamette	8-3
L A Gonzaga	4-14
W A Gonzaga	11-10
W A Gonzaga	6-5
W A Portland State	11-8
W H Washington	8-7
W H Washington	7-6
L H Washington	4-18
W H Oregon State	12-7
W A Portland State	8-5
L A Portland State	4-7
L H Portland State	1-5
W A Oregon State	7-6
L A Gonzaga	3-4
W A Gonzaga	13-5
W A Gonzaga	10-9
L H Oregon State	3-7
L H Washington State	7-13
L H Washington State	5-10
L H Washington State	4-10
W H Portland State	4-3
W H Portland State (11)	7-6
L A Portland State (14)	6-7
W H Oregon State	7-3
W H Gonzaga	9-5
W H Gonzaga	4-2
W H Gonzaga	12-7
L A Oregon State	13-17
W A Oregon State	14-7
L A Washington State	7-11
L A Washington State	3-11
W A Washington State (10)	9-8
L A Washington	1-3
L A Washington	4-5
L A Washington	7-14

1993 (17-36)

Terry Pollreis

W A Portland State	9-1
W H Concordia	7-1
L N Washington State-1	5-8
W A Lewis-Clark State-1	8-4
W N Eastern Oregon-1	19-0
W H Western Oregon	12-2
L A UC Santa Barbara	11-12
L A UC Santa Barbara	3-6
L A UC Santa Barbara	8-14
L A Pepperdine	3-8
L A UC Santa Barbara	2-10
L A CS Northridge	4-13
L A Chapman	9-14
L A Chapman	4-13
W A Chapman	8-5
L H George Fox	2-9
L A Washington	1-4
L A Washington	2-8
W H Eastern Oregon	5-3
W H Eastern Oregon	4-2
L H Gonzaga	3-16
W H Gonzaga	8-7
L A Washington	8-9
W A Washington	4-3
L A Washington	4-11
L H Oregon State	1-4
L A Oregon State	3-8
W A Western Oregon	10-7
L A Portland State	1-2
L A Portland State	6-14
L H Oregon State	3-9
L A Washington State	11-12
W A Washington State	11-4
L A Washington State	11-15
L A Oregon State	0-5
W H Gonzaga	6-2
L H Gonzaga	1-8
L H Washington	2-7
L H Washington	2-8
L H Washington	3-7

L H Oregon State	3-16
W A Gonzaga	9-3
L A Gonzaga	5-7
W A Gonzaga	2-1
L A Gonzaga (11)	7-8
L A Oregon State	1-3
L H Washington State	5-8
W H Washington State	5-3
L H Washington State	3-6
L H Portland State	1-4
W H Portland State	3-2
L A Portland State	4-5
L H Portland State	5-9
1-Paffile Trucking Invitational, Lewiston, Idaho	

1994 (22-33)

Terry Pollreis

W H Pacific Lutheran	7-4
L A Portland State	7-9
W H Willamette	7-4
W H Concordia	9-6
W A Oregon State	5-2
L A Cal State Sacramento	5-6
L A Cal State Sacramento	4-12
L A Oregon State	5-8
L A Pacific (Calif.)	2-4
L A Saint Mary's	5-11
W A Santa Clara	4-2
L A San Jose State	0-4
W N Maine-1	14-9
W A San Jose State-1	4-1
W N Oregon State-1	3-0
L A San Jose State-1	3-9
L A George Fox	4-7
L N Tennessee-2	1-10
W N Dartmouth-2	6-2
L N Gonzaga-2	0-8
W A Gonzaga	3-2
L A Gonzaga	2-20
L A Gonzaga	4-5
W A Gonzaga	11-1
W H Washington (10)	8-7
L H Washington State	2-10
L H Washington State	3-15
L H Washington State	5-17
W A Washington	4-2
L A Portland State	4-6
L A Portland State (11)	4-5
W H Albertson	11-6
W H Washington	2-1
W A Oregon State	10-1
L A Oregon State	0-4
L H Oregon State	1-12
L A Washington	3-6
L A Gonzaga	0-4
L A Gonzaga	2-8
W H Gonzaga	7-0
L H Gonzaga	1-4
L H Gonzaga	2-6
L H Gonzaga	4-8
W H Washington	10-4
L H Oregon State	2-4
W H Oregon State (10)	13-12
L A Oregon State	2-4
L A Washington	2-3
W H Portland State	8-7
W H Portland State	8-2
L A Portland State	1-4
L A Portland State	8-10
W A Washington State	10-5
L A Washington State	2-9
L A Washington State	9-11
1-Spartan Classic, San Jose, Calif.	
2-College Baseball Classic, Seattle, Wash.	

1995 (24-25)

Terry Pollreis

W H Lewis & Clark	6-0
-----------------------------	-----

W H Concordia	15-4
W A Portland State	9-7
W H Willamette	9-4
W H Pacific (Ore.)	7-3
L A Linfield	0-1
W A Linfield	7-0
L H Portland State (10)	2-3
L A Fresno State (13)-1	11-12
L N UNLV-1	6-7
L N Missouri-1	3-4
W N Virginia Tech-1	4-3
L N Wyoming-1	10-14
W N Missouri-1	8-5
W H Eastern Oregon (12)	4-3
W N Lewis-Clark State-2	8-7
L N Brigham Young-2	2-9
L N Oregon State-2	4-5
L A Gonzaga-2	1-14
L H Washington State	9-10
L H Washington State	4-12
W H Washington State (11)	7-6
L A Washington State	3-8
L A Washington State	8-9
W A Washington State	11-10
L H Washington	2-6
L H Washington	1-4
W A Portland State	6-2
L A Portland State	1-3
W A Portland State	7-6
L H Oregon State	4-7
W H Oregon State	8-7
W A Oregon State	8-3
L H Washington	0-2
W H Gonzaga	7-6
L H Gonzaga	3-4
L H Gonzaga	2-5
W A Washington	10-6
L A Washington	2-6
W A Gonzaga	7-2
L A Gonzaga	2-9
W A Gonzaga	6-1
L H Oregon State	2-3
W A Oregon State	9-4
L A Oregon State	5-10
L A Washington	12-13
W H Portland State	6-5
W H Portland State	6-3
W H Portland State	9-4
1-Johnny Quik Tournament, Fresno, Calif.	
2-College Baseball Invitational, Spokane, Wash.	

1996 (15-31)

Terry Pollreis

L H Oregon State	2-16
W H Portland State	10-9
L A Portland State	0-11
W N Penn State-1	13-7
W N Santa Clara-1	6-5
W A San Jose State-1	6-5
L N Santa Clara-1	2-5
L N Providence-2	6-17
L N Illinois-2	10-31
W N Pace-2	15-12
L N Illinois-2	8-23
W N Bradley-2	8-7
W A New Mexico State-2	7-6
W H Linfield	11-7
L A Loyola Marymount	5-10
L A Loyola Marymount	1-15*
L A Loyola Marymount	6-10
L A Loyola Marymount	0-3
L H Willamette	4-5
L H San Diego	5-7
L H San Diego	1-8
L H San Diego	0-4
L H San Diego	2-5
L A Washington	2-15

L H Gonzaga	1-3
L H Gonzaga	3-5
L N Gonzaga-3	5-6
L N Gonzaga-3	2-6
W H Washington	5-3
L A Santa Clara	6-9
L A Santa Clara	1-2
L A Santa Clara	5-12
L A Santa Clara	1-8
W H Pepperdine	3-2
L H San Francisco	4-8
L H San Francisco	2-4
L H San Francisco	0-2
L H San Francisco	3-4
W A Saint Mary's	4-3
L A Saint Mary's	2-6
W A Saint Mary's	5-1
W A Saint Mary's	10-1
L A Oregon State	5-18
L A Gonzaga	5-6
L A Gonzaga	5-6
W A Gonzaga	6-0
1-Spartan Classic, San Jose, Calif.	
2-Sun Country Tournament, Las Cruces, N.M.	
3-at The Dalles, Ore.	
* Forfeit to Portland	

1997 (20-33)

Terry Pollreis

W A Portland State	8-7
W H George Fox	10-3
L H Willamette	4-6
W A Washington	5-4
W N Oregon State-1	10-6
L N Gonzaga-1	10-13
L A Lewis-Clark State-1	3-10
W N Washington State-1	8-6
W N Rhode Island-2	10-6
L N Pennsylvania-2	4-5
W N Cal State Northridge-2	8-6
W N Indiana State-2	8-11
W N Chicago State-2	9-4
W N Gonzaga-2	10-8
L A Pepperdine	0-11
L A Pepperdine	4-6
L A Pepperdine	2-3
L A Pepperdine	0-10
L A Portland State	6-14
L H Portland State	0-2
L A Lewis-Clark State-3	1-7
L N Gonzaga-3	3-8
L N Portland State-3	7-21
W N Portland State-3	10-8
W A Linfield	3-0
W H Loyola Marymount	3-2
L H Loyola Marymount	3-10
L H Loyola Marymount	11-19
W H Loyola Marymount	3-2
L A Oregon State	3-9
L A San Francisco	2-3
L A San Francisco	1-10
L A San Francisco	6-7
L A San Francisco	13-18
L H Washington	2-10
W H Saint Mary's	4-3
L H Saint Mary's	0-3
W H Saint Mary's	3-1
L H Saint Mary's	8-9
L H Oregon State	3-9
W A San Diego	6-5
L A San Diego	2-5
L A San Diego	1-3
W A San Diego	5-4
L H Santa Clara	0-15
L H Santa Clara	3-8
W H Santa Clara	5-4
L H Santa Clara	0-11
L A Oregon State	3-33

YEAR-BY-YEAR RESULTS



Kory Casto

L H Gonzaga 0-2
 L H Gonzaga 4-5
 W H Gonzaga 6-1
 W H Gonzaga 8-2
 1-Banana Belt Tournament,
 Lewiston, Idaho
 2-Johnny Quik Tournament, Fresno,
 Calif.
 3-LCSC Easter Tournament,
 Lewiston, Idaho

1998 (10-39/5-22 WCC)

Chris Sperry

L A Portland State 1-3
 L N San Diego-1 3-8
 L A San Diego St-1 3-12
 W N New Mexico-1 15-1
 W A Portland State 13-5
 L H Linfield 2-6
 L A Portland State 4-5
 L A Santa Clara 2-4
 L A Santa Clara 4-5
 W A Santa Clara 3-1
 L A Oregon State 2-7
 L A San Francisco 4-7
 L A San Francisco 4-17
 L A San Francisco 6-7
 W H Pacific 7-4
 L A Portland State 2-4
 W H Saint Mary's 4-3
 W H George Fox 12-4
 L H Pepperdine 6-17
 L H Pepperdine 7-19
 L H Pepperdine 6-20
 W H Lewis-Clark 6-5
 L H Oregon State 1-8
 L A Loyola Marymount 8-15
 L A Loyola Marymount 6-7
 L A Loyola Marymount 10-11
 L H Washington 1-23
 L H Portland State 1-15
 W A Gonzaga 7-5
 L A Gonzaga 6-8
 L A Gonzaga 6-9
 L A Oregon State 9-13
 L H Portland State 0-2
 L H San Diego 1-7
 W H San Diego 4-3
 L H San Diego 7-16
 L H Oregon State 3-4
 L H Portland State 2-17
 L A Saint Mary's 7-9
 L A Saint Mary's 3-9
 L A Saint Mary's 7-8
 L H Santa Clara 4-19
 L H Santa Clara 5-9
 L H Santa Clara 9-10
 L A Washington 6-11
 L A Washington 1-6

W H Loyola Marymount 4-3
 L H Loyola Marymount 10-20
 L A Loyola Marymount 3-5
 1-San Diego State Classic, San Diego,
 CA

1999 (23-28/16-14 WCC)

Chris Sperry

W H Gonzaga 5-1
 W H Gonzaga 10-3
 L H Gonzaga 1-2
 L H George Fox 6-7
 L A U. of Pacific 2-4
 L A U. of Pacific 1-10
 L A U. of Pacific 4-6
 W A U. of Pacific 6-3
 W N Navy-1 11-3
 L N New Mexico-1 4-8
 L N North Carolina-1 7-15
 L A Fresno State-1 3-10
 W N Penn-1 16-8
 L N New Mexico-1 3-8
 L A Saint Mary's 3-15
 L A Saint Mary's 9-10
 L A Saint Mary's 4-5
 L A Oregon State 7-8
 W H Santa Clara 5-3
 W H Santa Clara 8-7
 L H Santa Clara 1-4
 L A Pepperdine 2-5
 L A Pepperdine 0-11
 L A Pepperdine 5-7
 W H Gonzaga 3-2
 W H Gonzaga 8-4
 W H Gonzaga 5-4
 L A Oregon State 3-10
 W H Loyola Marymount 4-1
 W H Loyola Marymount 6-3
 W H Linfield 15-4
 W A San Diego 14-6
 L A San Diego 4-5
 L A San Diego 1-5
 L H Oregon State 8-17
 W H San Francisco 3-0
 W H San Francisco 9-1
 W H San Francisco 12-5
 W A Loyola Marymount 9-4
 W A Loyola Marymount 13-7
 L A Loyola Marymount 2-9
 W A Loyola Marymount 10-9
 L A Washington 1-2
 W A Washington 10-6
 L A Santa Clara 3-6
 L A Santa Clara 7-10
 L A Santa Clara 9-10
 L H Washington State 0-7
 W H Saint Mary's 9-0
 W H Saint Mary's 7-3
 L H Saint Mary's 1-6
 1-FSU Johnny Quick Classic, Fresno,
 CA

2000 (24-27/13-17 WCC)

Chris Sperry


W N Nevada-1 6-5
 W N Northern Iowa-1 20-12
 W N Northwestern-1 9-8
 W N Creighton-1 7-6
 W H Pacific 14-0
 L A U. of Pacific 3-9
 W A U. of Pacific 12-3
 L A U. of Pacific 3-4
 L A U. of Pacific 2-8
 W H Western Baptist 12-3
 W H Washington 7-6
 W H St. Martin's 10-7
 L A Pepperdine 0-9
 L A Pepperdine 2-10
 L A Pepperdine 4-12
 L A CS-Northridge 4-6

L A CS-Northridge 5-6
 W H San Diego 12-3
 L H San Diego 5-6
 W H Western Oregon 9-4
 W A Saint Mary's 5-4
 L A Saint Mary's 3-5
 W A Saint Mary's 4-3
 L A Washington 2-14
 W A Santa Clara 11-6
 L A Santa Clara 12-13
 W A Santa Clara 12-9
 W A Oregon State 13-10
 L H San Francisco 3-7
 L H San Francisco 3-4
 W H San Francisco 10-6
 L H Oregon State 5-13
 W H Loyola Marymount 4-2
 L H Loyola Marymount 2-3
 L H Loyola Marymount 7-8
 L A Gonzaga 6-9
 W A Gonzaga 8-7
 L A Gonzaga 5-14
 L A Oregon State 4-11
 L H Pepperdine 1-9
 L H Pepperdine 3-7
 L H Pepperdine 1-5
 W A San Diego 9-7
 W A San Diego 14-6
 W A San Diego 5-1
 L H San Diego 1-4
 L A Washington 3-8
 L A Washington 7-10
 W H Saint Mary's 5-3
 L H Saint Mary's 5-6
 W H Saint Mary's 5-1
 1-Rawlings Oakland A's Invitational,
 Phoenix

2001 (20-34/9-21 WCC)

Chris Sperry

L H Gonzaga 0-1
 W H Gonzaga 5-4
 L H Gonzaga 3-8
 L A U. of Pacific 2-5
 W A U. of Pacific 4-1
 L A U. of Pacific 7-8
 W A U. of Pacific 7-3
 L A Oregon State 0-9
 W H Concordia 8-2
 L H Pepperdine 1-10
 L H Pepperdine 1-21
 W H Pepperdine 6-5
 L A San Diego 1-5
 L A San Diego 6-8
 W A San Diego 8-2
 W N Illinois-1 11-5
 W N Bucknell-1 8-2
 L N Miami (OH)-1 6-7
 W N Navy-1 10-5
 W A Fresno State-1 9-3
 L N Notre Dame-1 6-7
 W H Pacific 7-4
 W H Lewis & Clark 15-3
 L H Saint Mary's 2-5
 W H Saint Mary's 3-2
 L H Saint Mary's 9-10
 L A Loyola Marymount 7-8
 W A Loyola Marymount 20-2
 W A Loyola Marymount 11-3
 W H George Fox 4-3
 L A San Francisco 2-4
 L A San Francisco 1-8
 L A San Francisco 5-6
 L H Gonzaga 0-8
 L H Gonzaga 1-8
 L H Gonzaga 4-9
 L H Washington 2-4
 L H Washington 4-5
 L H Santa Clara 6-8



Eric Hull

L H Santa Clara 4-12
 W H Santa Clara 10-1
 L H Oregon State 9-10
 L A Oregon State 6-13
 L A Saint Mary's 3-4
 L A Saint Mary's 5-6
 W A Saint Mary's 13-4
 W H San Diego 10-6
 L H San Diego 3-9
 W H San Diego 6-3
 L A Washington 5-10
 L A Washington 1-5
 L A Pepperdine 2-14
 L A Pepperdine 2-3
 L A Pepperdine 0-8
 1-FSU Johnny Quick Classic, Fresno,
 CA

2002 (24-30/16-14 WCC)

Chris Sperry

W N Northwestern-1 6-1
 L N Missouri-1 4-6
 L N Missouri-1 7-11
 L N Northwestern-1 6-7
 W H Oregon State 5-4
 W H Washington 11-10
 W A U. of Pacific 8-6
 L A U. of Pacific 0-3
 L A U. of Pacific 4-11
 W A U. of Pacific 11-7
 L H Washington 0-10
 L A Cal Poly 2-3
 W A Cal Poly 9-7
 L A Cal Poly 1-9
 L A Loyola Marymount 5-12
 W A Loyola Marymount 14-10
 L A Loyola Marymount 6-10
 W H San Diego 7-2
 L H San Diego 6-7
 L H San Diego 0-4
 L A Oregon State 2-5
 L H Concordia 6-12
 W A San Francisco 8-4
 W A San Francisco 11-2
 W A San Francisco 9-6
 L A Oregon State 1-11
 W A Gonzaga 2-1
 L A Gonzaga 5-16
 W A Gonzaga 12-2
 L H Saint Mary's 0-1
 L H Saint Mary's 2-11
 L H Saint Mary's 1-8
 W H Western Oregon 1-0
 W A Santa Clara 22-11
 L A Santa Clara 3-8
 W A Santa Clara 5-3
 L H Oregon State 4-11
 W H Pacific (OR) 12-11
 W H Pepperdine 11-2

YEAR-BY-YEAR RESULTS

W H Pepperdine	9-8
W H Pepperdine	14-8
W H San Francisco	3-1
L H San Francisco	5-7
L H San Francisco	3-5
L A Washington	0-10
L A Washington	4-8
W A San Diego	4-3
L A San Diego	4-13
W A San Diego	8-5
L A Arizona State	2-14
L A Arizona State	7-16
W H Loyola Marymount	18-10
L H Loyola Marymount	5-8
L H Loyola Marymount	5-11
1-Rawlings Oakland A's Invitational, Phoenix	

2003 (9-45-1/5-24-1 WCC)

Chris Sperry

L A New Mexico State	9-15
L A New Mexico State	5-15
L A New Mexico State	6-9
L A Pacific	1-2
L A Pacific	1-4
W A Pacific	9-6
W H George Fox	3-1
W N Brigham Young-1	9-5
L N Washington State-1	1-7
L N Gonzaga-1	5-9
L N Lewis-Clark State-1	5-8
L H Oregon State	6-13
L H Oregon State	0-9
L A Arizona	5-19
L A Arizona	12-15
L H Loyola Marymount	0-6
L H Loyola Marymount	5-15
L H Loyola Marymount	2-14
L H Washington State	3-6
W H Washington State	9-5
L A San Diego	3-8
L A San Diego	9-11
L A San Diego	9-19
L H Washington	1-13
L H Washington	3-10
W H San Francisco	7-2
L H San Francisco	4-6
W H San Francisco	8-6
L H Oregon State	6-18
W H Gonzaga	5-1
L H Gonzaga	6-9
W H Gonzaga	4-3
L A Oregon State	1-10
L A Saint Mary's	4-13
L A Saint Mary's	3-5
T A Saint Mary's	9-9
L H Santa Clara	2-8
L H Santa Clara	0-18
L H Santa Clara	4-5
L H Oregon State	1-10
L A Pepperdine	3-14
L A Pepperdine	5-15
W A Pepperdine	4-2
L A San Francisco	6-13
L A San Francisco	7-8
L A San Francisco	4-8
L A Washington	4-16
L A Washington	5-9
L H San Diego	4-7
L H San Diego	7-9
L H San Diego	4-17
L A Loyola Marymount	5-14
L A Loyola Marymount	1-3
L A Loyola Marymount	9-15
L A Oregon State	3-4
1-Banana Belt Tournament	

2004 (12-44/6-24 WCC)

Chris Sperry

L N Nevada-1	2-16
--------------	------

L N Pacific (Calif)-1	4-12
L N Missouri-1	0-13
L N Missouri-1	1-2
L H Lewis & Clark	1-2
L H Lewis & Clark	5-7
L N Utah Valley	4-5
L A Lewis-Clark State-2	2-9
L N Washington State-2	4-9
L N Gonzaga-2	3-4
W N Monmouth-3	14-8
L A Fresno State-3	2-12
W N Dallas Baptist-3	4-0
W N Chicago State-3	11-2
L N Brigham Young-3	4-5
L N Dallas Baptist-3	2-7
L A San Francisco	3-9
L A San Francisco	4-9
L A San Francisco	1-7
L H Utah Valley State	4-7
L H Utah Valley State	8-11
L H Pepperdine	4-10
L H Pepperdine	8-24
L H Pepperdine	5-13
L H Oregon State	4-25
L A Santa Clara	1-4
L A Santa Clara	11-13
W A Santa Clara	5-4
L H Washington	5-8
W H Loyola Marymount	3-2
W H Loyola Marymount	8-5
L H Loyola Marymount	2-12
W H George Fox	4-2
L A Gonzaga	5-11
L A Gonzaga	3-11
L A Gonzaga	2-3
L A San Diego	5-9
L A San Diego	1-8
L A San Diego	3-13
W H Saint Mary's	6-5
L H Saint Mary's	7-10
W H Saint Mary's	9-8
W H Oregon State	6-2
L A Pepperdine	1-14
L A Pepperdine	3-4
L A Pepperdine	0-9
L A Washington	4-20
L A Washington	1-5
L H San Francisco	6-11
L H San Francisco	5-8
L H San Francisco	2-14
W A Oregon State	3-1
L A Oregon State	3-16
W H Santa Clara	7-6
L H Santa Clara	2-17
L H Santa Clara	2-10
1-Rawlings/Oakland A's Invitational, Phoenix, AZ	
2-Banana Belt Tournament, Lewiston, ID	
3-FSU Johnny Quick Classic, Fresno, CA	

2005 (17-36/7-23 WCC)

Chris Sperry

L N Missouri-1	3-8
W N Kansas State-1	7-3
L A Oregon State	4-6
L N Washington State	1-4
W N Washington State	10-5
W N Washington State	10-6
L N Washington State	1-5
L A UC Davis	3-8
W A UC Davis	2-1
L A UC Davis	2-11
W N Utah Valley State-2	8-2
L N Washington State-2	8-15
L N Gonzaga-2	1-13
W A Lewis-Clark State-2	11-9
L A Washington	1-8

W H Pacific	10-9
W H Pacific	9-7
W H Pacific	6-4
L H San Francisco	1-14
L H San Francisco	6-8
L H San Francisco	0-5
L H Oregon State	5-7
L A Pepperdine	4-5
L A Pepperdine	2-5
L A Pepperdine	1-10
W H Santa Clara	4-3
W H Santa Clara	9-2
L H Santa Clara	3-5
L A Washington	7-18
W A Loyola Marymount	3-2
L A Loyola Marymount	9-21
L A Loyola Marymount	4-8
L H Gonzaga	1-3
L H Gonzaga	1-5
L H Gonzaga	8-12
L H Washington	7-15
W H San Diego	7-3
L H San Diego	4-9
W H San Diego	4-3
L A Saint Mary's	1-20
L A Saint Mary's	4-12
L A Saint Mary's	1-8
L A Oregon State	2-6
L H Pepperdine	0-1
L H Pepperdine	1-5
L H Pepperdine	5-9
W H Washington	7-4
L A San Francisco	1-9
L A San Francisco	1-4
W A San Francisco	13-8
L A Santa Clara	1-13
W A Santa Clara	15-11
L A Santa Clara	0-4
1-Oakland A's Spring Training Tournament, Phoenix, AZ	
2-S.P.O.R.T. Banana Belt Tournament, Lewiston, ID	

2006 (15-37/3-18 WCC)

Chris Sperry

L A Dallas Baptist	8-9
L A Dallas Baptist	2-9
W A Dallas Baptist	13-9
L A Dallas Baptist	8-23
L N Washington State-1	4-9
L N North Dakota State-1	8-9
L A Sacramento State-1	5-7
W N North Dakota State-1	3-2
L A Fresno State	2-7
L A Fresno State	0-3
L A Fresno State	5-16
L A Oregon State	1-3
L A Nevada	2-9
W A Nevada	7-4
L A San Jose State	4-5
L A San Jose State	2-6
W A Utah	10-8
W A Utah	8-1
W H Concordia	8-1
W H UC Davis	19-0
W H UC Davis	16-3
W H UC Davis	8-5
W H Washington	8-5
L H George Fox	3-7
L A Gonzaga	7-8
L A Gonzaga	3-4
L A Gonzaga	4-5
L A Washington	10-11
L H San Diego	0-2
L H San Diego	6-8
W H San Diego	4-3
L H Oregon State	9-14
W A San Francisco	3-2
L A San Francisco	5-10

L A San Francisco	7-14
L H Washington	4-7
L H Saint Mary's	3-16
L H Saint Mary's	1-4
L H Saint Mary's	5-6
W A Oregon State	20-13
L A Pepperdine	7-8
L A Pepperdine	2-10
L A Pepperdine	0-8
L A Washington	7-8
W A Washington	7-6
L A Santa Clara	6-18
L A Santa Clara	6-7
W A Santa Clara	8-6
L H Washington	4-10
L H Loyola Marymount	3-4
L H Loyola Marymount	2-3
L H Loyola Marymount	9-13
1-River City Classic, Sacramento, CA.	

2007 (21-30/7-14 WCC)

Chris Sperry

L A California	5-9
L A California	3-4
W H Brigham Young	2-1
L H Brigham Young	3-4
W H Concordia	5-2
W H Concordia	4-3
W A Washington	13-11
L A UC Davis	3-7
W A UC Davis	5-2
W A UC Davis	3-2
W H Pacific	6-0
W A UC Riverside	8-7
W A UC Riverside	5-2
L A UC Riverside	5-13
L A UC Irvine	0-5
L A USC	1-2
W H Utah	8-0
L H Utah	5-7
L H Utah	3-8
L H Washington	5-14
L H Dallas Baptist	2-13
W H Dallas Baptist	4-3
L H Dallas Baptist	0-6
W H Linfield	13-6
L H Santa Clara	2-5
W H Santa Clara	2-1
L H Santa Clara	3-6
W H Gonzaga	9-1
L H Gonzaga	4-7
L H Gonzaga	0-6
L A Oregon State	4-12
L A San Diego	1-15
L A San Diego	1-7
L A San Diego	2-10
W H Washington	5-4
W H San Francisco	5-3
W H San Francisco	3-1
L H San Francisco	0-8
L H Oregon State	1-10
W A Saint Mary's	3-2
W A Saint Mary's	13-4
L A Saint Mary's	2-5
L A Washington	3-6
L A Washington	5-14
L A Loyola Marymount	1-3
W A Loyola Marymount	11-2
L A Loyola Marymount	1-2
W H Washington State	16-9
L H Pepperdine	0-3
L H Pepperdine	2-3
L H Pepperdine	2-4.

2008 (21-33/3-18 WCC)

Chris Sperry

L H Brigham Young	2-4 (11)
W H Brigham Young	12-1
W H Brigham Young	8-7 (10)
L H George Fox	2-3

YEAR-BY-YEAR RESULTS

W H Concordia 7-5
 W N Northern Illinois-1 . . . 9-6 (16)
 W N #18 Michigan-1 4-3 (10)
 W N Hawaii-1 15-8
 L A #1 Arizona State-1 2-5
 L H #12 Oregon State 0-16
 W N Utah Valley-2 4-3
 W A UC Davis-2 11-10
 W A Sacramento State-2 4-2
 W N San Jose State-2 5-3
 L N Utah-3 1-18
 W A Fresno State-3 3-2
 W N Gonzaga-3 12-7
 L N New Mexico State-3 1-10
 L N Indiana-3 0-7
 L A Fresno State-3 3-12
 W H Southern Utah 3-1
 L H Southern Utah 3-8
 W N Utah Valley 2-0
 L A Washington 5-6
 L H Loyola Marymount . . . 2-7 (10)
 L H Loyola Marymount 3-9
 L H Loyola Marymount 3-12
 L A #25 Oregon State 4-5 (13)
 L A Washington 6-17
 W A Santa Clara 6-4 (10)
 L A Santa Clara 4-14
 W A Santa Clara 6-2
 L A Washington 0-3
 L H #13 San Diego 4-8
 L H #13 San Diego 4-5
 L H #13 San Diego 8-13
 L N Oregon State 1-4
 W H Lewis & Clark 7-0
 L A Gonzaga 5-11
 L A Gonzaga 8-9
 L A Gonzaga 1-5
 L A San Francisco 9-10
 W A San Francisco 5-2
 L A San Francisco 1-5
 W H Concordia 4-0
 L H #30 Washington 2-9
 L A #14 Pepperdine 1-2
 L A #14 Pepperdine 1-10
 L A #14 Pepperdine 5-8
 W A Cal State Northridge 3-0
 W A Cal State Northridge 9-4
 L H Saint Mary's 5-10
 L H Saint Mary's 3-16
 L H Saint Mary's 4-10
 1-Coca Cola Classic, Surprise/
 Tempe, Ariz.
 2-River City Classic, Sacramento/
 Davis, Calif.
 3-Pepsi/Johnny Quick Classic,
 Fresno, Calif.

2009 (25-26/7-14 WCC)

Chris Sperry

W H Utah Valley 4-2
 W H Utah Valley 7-2
 L H Utah Valley 5-6 (11)
 L A BYU 2-10
 W A BYU 8-3 (10)
 L A BYU 3-10
 L A Southern Utah 7-8
 W A Southern Utah 11-8
 W A Southern Utah 3-0
 W H UC Davis 4-2
 W H UC Davis 10-9
 W H UC Davis 5-3
 L A #24 Fresno State-1 0-7
 L N Buffalo-1 7-9
 L N Cal State Bakersfield-1 7-9
 W A #24 Fresno State-1 4-2
 W N Buffalo-1 19-6
 W N Cal State Bakersfield-1 10-6
 W N Hawaii-2 13-2
 W N Oregon-2 4-0

L N Washington-2 2-5
 L N Hawaii 8-9 (12)
 W H Corban College 12-2
 L A Saint Mary's 0-10
 L A Saint Mary's 9-10
 W A Saint Mary's 3-1
 W A Oregon 3-1
 L A Loyola Marymount 6-11
 L A Loyola Marymount 5-17
 W A Loyola Marymount 7-3 (11)
 L H Santa Clara 4-6
 L H Santa Clara 5-6
 L H Santa Clara 0-1
 W A Oregon 12-8
 L H #22 Gonzaga 3-6
 W H #22 Gonzaga 3-2
 W H #22 Gonzaga 5-4
 L A Washington 5-6
 W A #28 San Diego 12-4
 L A #28 San Diego 3-13
 L A #28 San Diego 7-17
 W H Concordia 7-3
 L H #18 Oregon State 1-5
 L H Pepperdine 9-14
 W H Pepperdine 5-4
 L H Pepperdine 2-3 (12)
 L A Washington State 5-10
 W A Washington State 6-3
 L H San Francisco 4-16
 L H San Francisco 3-12
 W H San Francisco 1-0
 1 - Pepsi/Johnny Quick Classic/
 Fresno, Calif.
 2 - Rose City Invitational/Portland,
 Ore./PGE Park

2010 (34-18/14-7 WCC)

Chris Sperry

W H Concordia 5-3
 W H George Fox 11-7
 W H Concordia 8-5
 W H Seattle 2-1 (10)
 W H Seattle 7-5
 W L Seattle 4-5
 W H George Fox 8-0
 L A Arkansas State 0-7
 W A Arkansas State 8-3
 W A Arkansas State 5-4
 W A Memphis 7-2
 W N Utah-1 4-1
 L A #12 Oregon State-1 5-6
 L N Utah-1 1-6
 L A #12 Oregon State-1 2-9
 L A Utah Valley 7-8 (10)
 W A Utah Valley 10-4
 W A Utah Valley 3-1
 W H Southern Utah 10-0
 W H Southern Utah 7-2
 W H Southern Utah 3-2
 W A Santa Clara 4-2
 W A Santa Clara 11-6
 W A Santa Clara 11-2
 L A #10 Oregon State 2-9
 W A Saint Mary's 5-4
 W A Saint Mary's 12-1
 L A Saint Mary's 4-5
 L H Washington 5-6
 W H Loyola Marymount 17-2
 W H Loyola Marymount 5-1
 W H Loyola Marymount 13-12
 W A Washington 3-2
 W A Pepperdine 8-6
 W A Pepperdine 8-4
 W A Pepperdine 5-2
 W A Seattle 16-9
 W N Brigham Young-2 5-1
 W A Seattle 6-0
 W A #15 Oregon 3-1
 L H #23 San Diego 0-2

L H #23 San Diego 1-5
 L H #23 San Diego 2-9
 L H Washington State 5-6
 L A San Francisco 3-10
 L A San Francisco 6-7
 L A San Francisco 2-4
 L H #22 Oregon 2-4
 L A #20 Washington State 2-3
 W A Gonzaga 2-1
 W A Gonzaga 6-2
 W A Gonzaga 7-3
 1 - Oregon State Spring Tournament/
 Corvallis, Ore.
 2 - Seattle, Wash.